

LAKE KARIBA FISHERY – ZAMBIA

A PRESENTATION AT THE SOUTH WEST INDIAN OCEAN
FISHERIES COMMISSION – WEIGHT of EVIDENCE
WORKSHOP, MOMBASA KENYA, 24 -28 MARCH 2014



E. SILWIMBA

Fisheries Research Officer

MINISTRY OF AGRICULTURE AND LIVESTOCK

DEPARTMENT OF FISHERIES

LAKE KARIBA FISHERIES RESEARCH STATION

SINAZONGWE, ZAMBIA

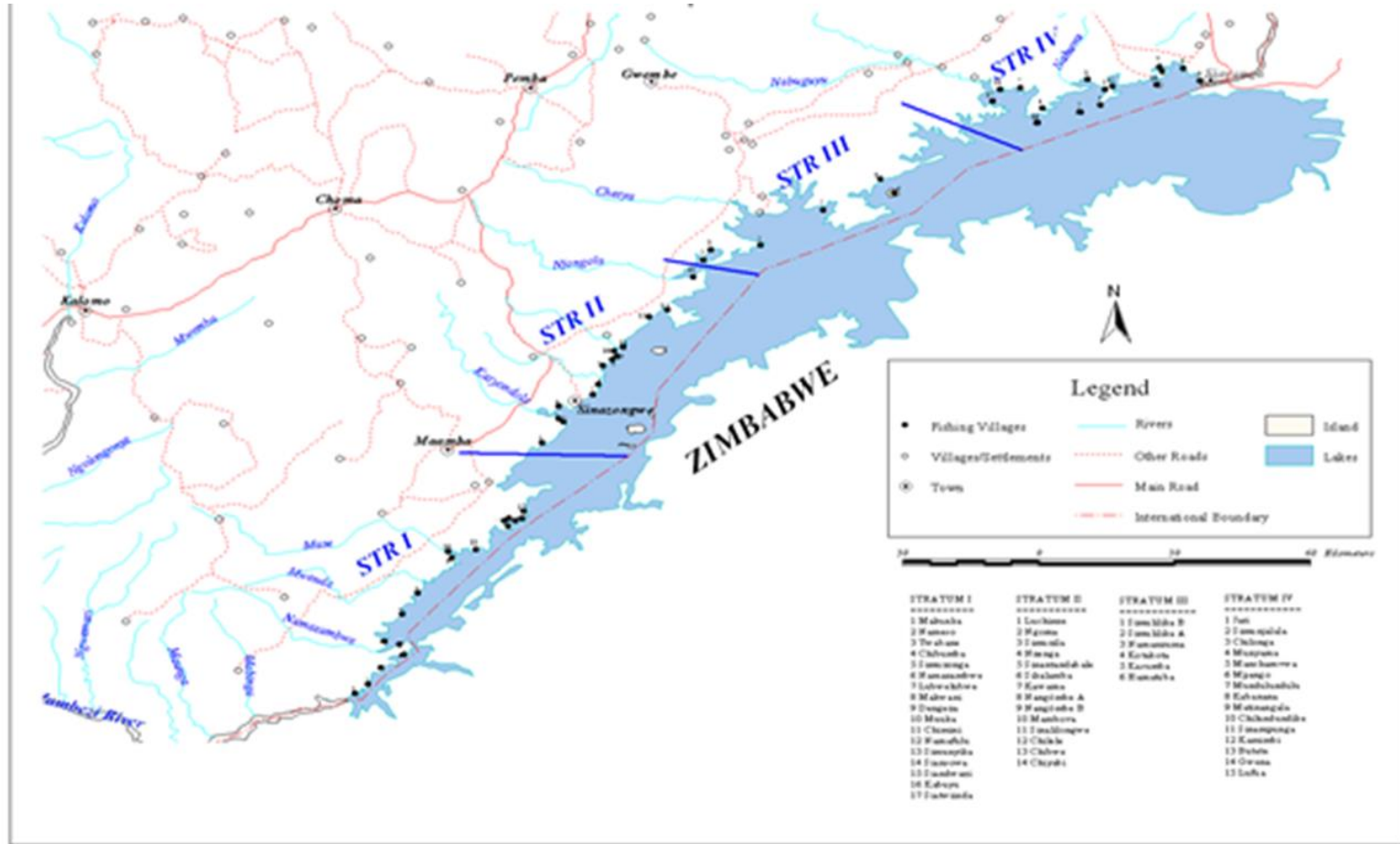


FISHERY PROFILE

Background

- ❑ Lake Kariba one of the largest man-made lake in Southern Africa
- ❑ It lies between the latitudes 16°28' and 18°06' south and longitudes 26°40' and 29°03' east.
- ❑ Jointly owned by Zambia (45%) and Zimbabwe (55%)
- ❑ Made for Hydro-electric power generation for further development of the mines in the copperbelt
- ❑ Was sealed off in 1959 and has the following physical feature
 - Catchment area 409,600 Km²
 - Surface Area 5,364 Km²
 - Maximum Length 320 Km
 - Maximum Depth 120 m
 - Maximum width 40 Km

LAKE KARIBA FISHERY



TARGET FISH SPECIES

❑ Mult-Species fishery

❑ Two major fishery

1. Kapenta Fishery

2. Artisanal Fisher

3. Aquaculture – Cage culture Infancy stage

✓ About 50 fish species have been documented

✓ The commercially most significant Fish species include,

➤ The fresh water sardine (*Limnothrissa miodon*) commonly known as Kapenta from Lake Tanganyika in 1968.

➤ Nile Tilapia (*Oreochromis niloticus*).

❑ New introduction, Cray fish – *Cherrax quadricarinatus*

KAPENTA FISHERY

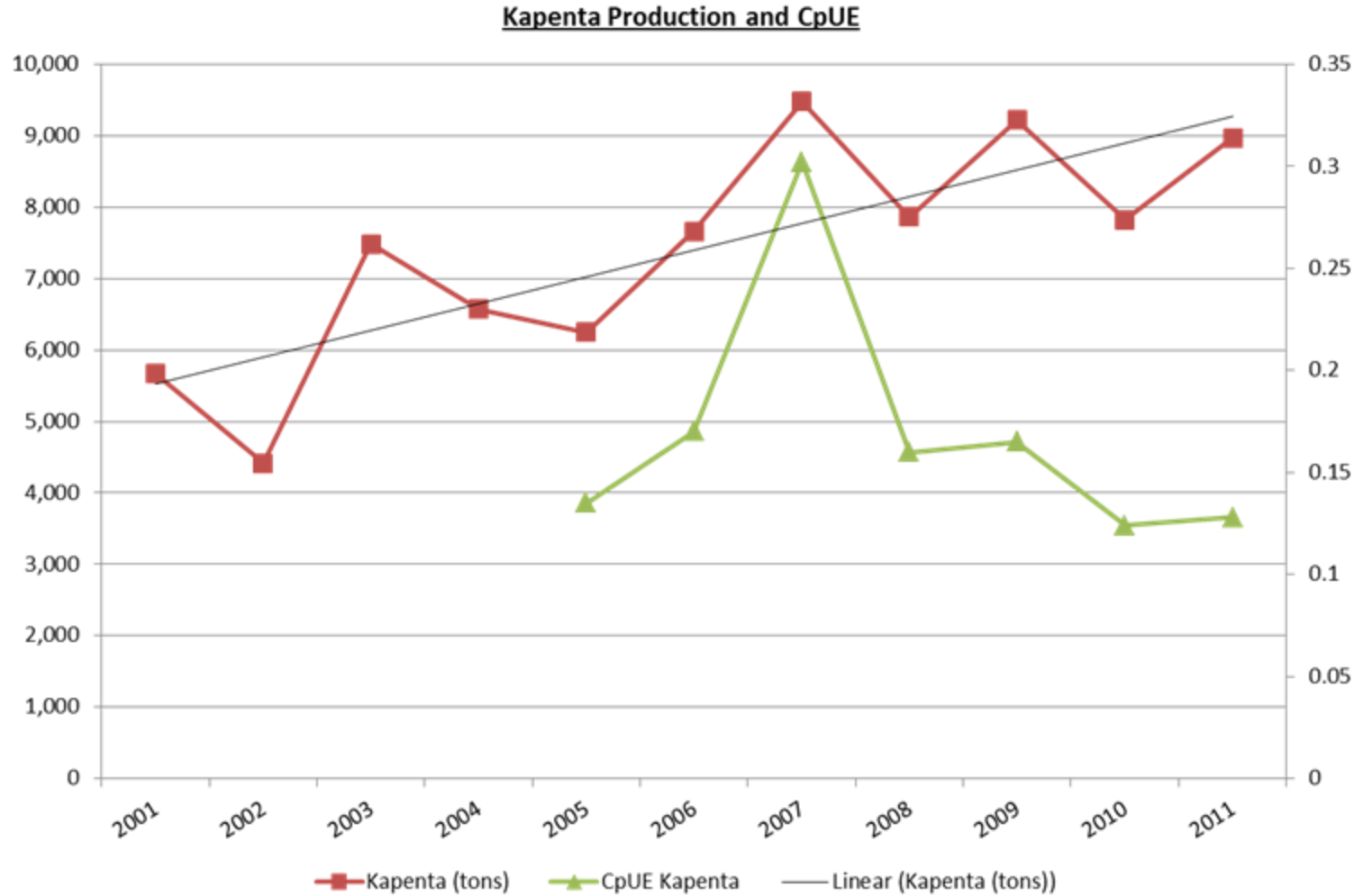
EFFORT AND PRODUCTION

- Number of fishers
- Number of fishing vessels

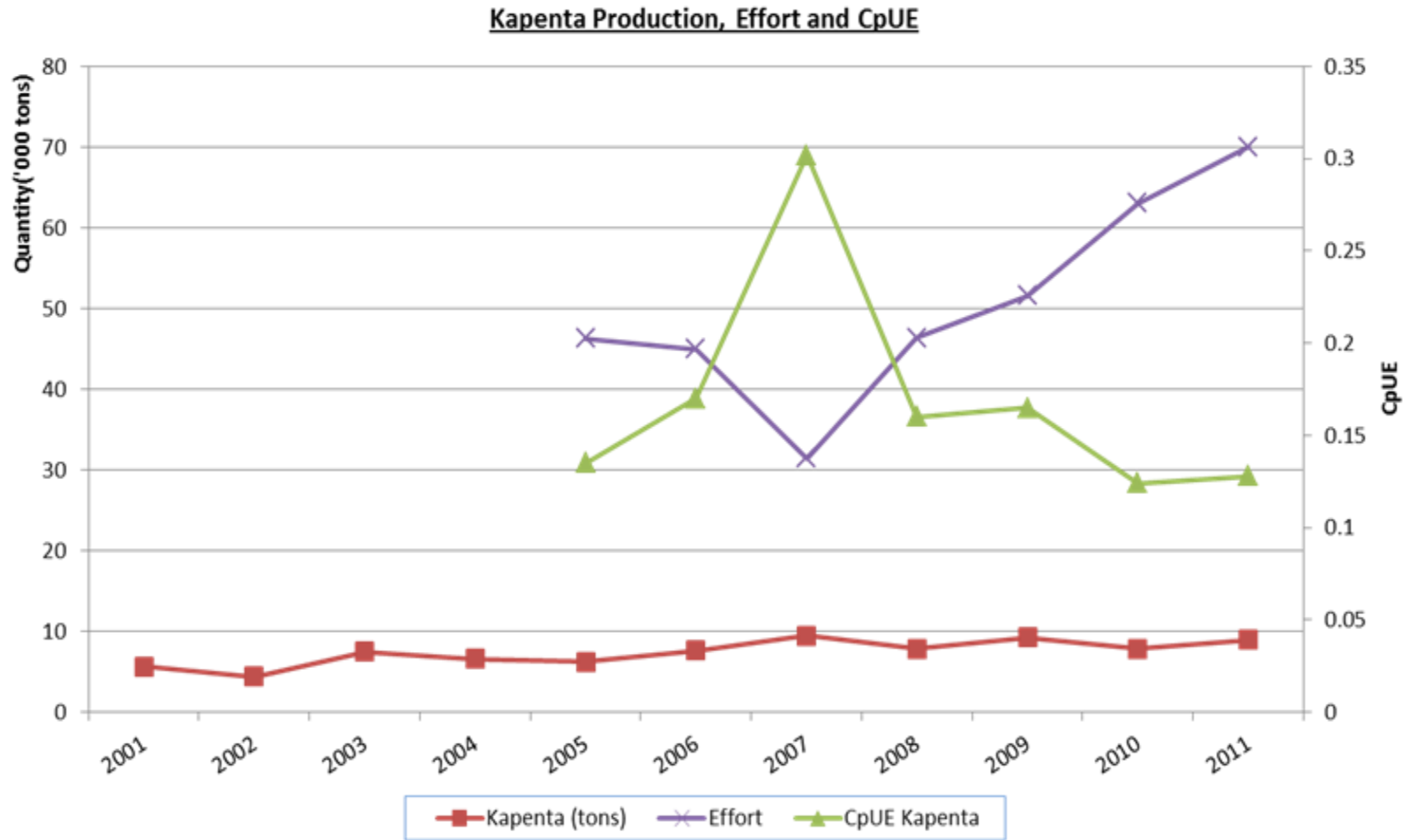
Has increased in the last 10 years

- Production has not changed very much as it fluctuates between 7,000 to 9,000 tons annually
- The CpUE has reduced with the increase in effort

Change in Production and CpUE



Change in effort, CpUE and Production



ARTISANAL FISHERY

Multi-Species

Catch Assessment survey results.

- Fishery production of 6,000 tons
- Catch dominated by Cichlids (Bream family)
- *Oreochromis niloticus* contributing about 30 % of total production

- ✓ Cray fish (*Cherrax quadricarinatus*), recently introduced from aquaculture activities 2008 – 2009
- ✓ Contributed 1% of total production

LEARNING OBJECTIVE

- To build Capacity in my work as a Fisheries Research officer.
- To understand new ways of fisheries management Methodology using the WoE
- To learn some of the reliable and cheapest methods of collecting quality fisheries data on fish stocks.
- To be introduced to methods/models of data analysis for information dissemination to manage our fishery sustainably.

THANK YOU FOR YOUR TIME

