

Government of the People's Republic of Bangladesh
Ministry of Fisheries and Livestock
Bangladesh Secretariat
Dhaka, Bangladesh

Memo No. : 33.00.0000.130.24.027.09-56

Date : 28 February, 2018

To
Mr. Christopher O'Brien
Executive Secretary
Indian Ocean Tuna Commission.
Victoria, Seychelles.
Email: secretariat@iotc.org

Subject: Bangladesh's Application for the renewal of *Cooperating Non-Contracting Party* Status in Indian Ocean Tuna Commission (IOTC).

Ref. : IOTC REF: 6875; Dated: 26 February 2018.

With reference and the provisions made under the IOTC Rules of Procedure (2014), Appendix III, paragraph I Bangladesh is submitting its formal request for renewal of *Co-operating Non-Contracting Party* status to the Indian Ocean Tuna Commission. We are also furnishing the following required information for your kind perusal:

- Data on historical fisheries in Bangladesh EEZ including nominal catches, number/type of vessels, name of fishing vessels, fishing effort and fishing areas : **Annexure-1 & 2**
- All the data the Contracting Parties have to submit to the IOTC based on the Resolutions adopted by IOTC: **Annexure -3**
- Details on current fishing presence in the IOTC Area, number of vessels and vessel characteristics; **Annexure-4**
- Information on any research programs it may have conducted in the IOTC area of competence and the information and results of that research – we have no research program on tuna.

Furthermore we reiterate our commitment:


- To respect the Commission's Conservation and Management Measures.
- To inform IOTC of the measures it takes to ensure compliance by its vessel of IOTC Conservation and Management Measures.

We should take effort to present and participate in coming 22nd Session of the Compliance Committee of Indian Ocean Tuna Commission (IOTC) to present our application for the renewal of *Co-operating Non-Contracting Party* status to the Commission. We'll also respond to any question from CPCs.

Bangladesh is already honored to be a partner in the Indian Ocean Tuna Commission (IOTC) as a *Co-operating non-Contracting Party* and the status has been renewed last year at 21st Session of Commission's Meeting held in La Reunion, France on May, 2017. We would like to keep the CNPC status and this is our application to submit for the CNPC status renewal.

I would appreciate if you could kindly endorse our application requesting for the renewal of *Co-operating non-Contracting Party* status of Bangladesh to Indian Ocean Tuna Commission (IOTC).

Yours sincerely


(Md. Raisul Alam Mandal)
Secretary In Charge
Ministry of Fisheries and Livestock
Dhaka, Bangladesh.

Annexure -1

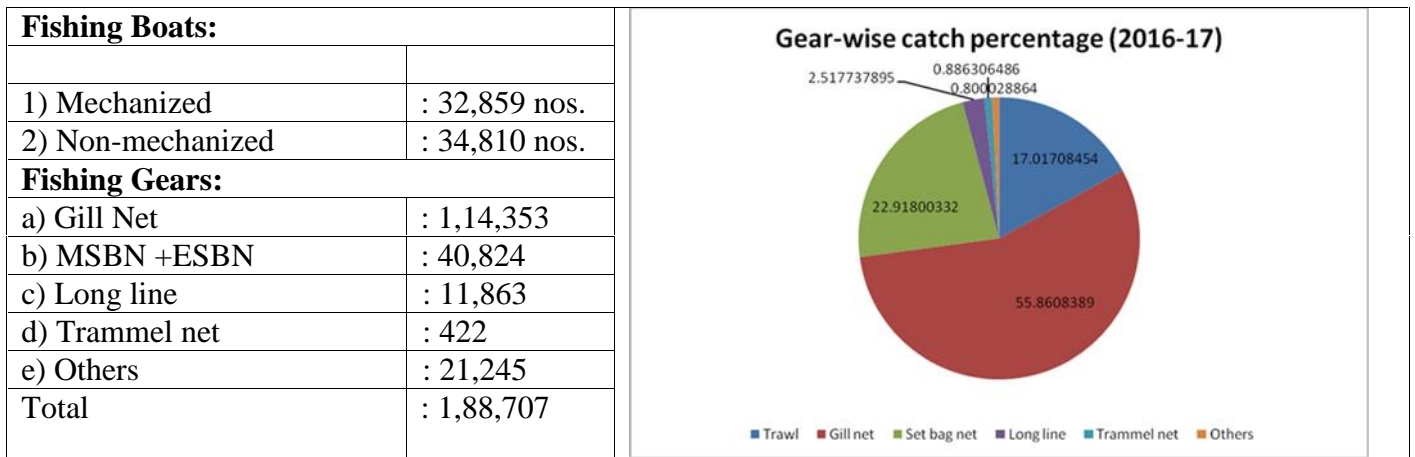


Fig. 1: No of fishing vessels and contribution of different gear to marine fisheries production

Table 1: Fish Production 2003-04 to 2015-16

Year	Total Fish Production	Marine capture	No of trawlers	Industrial (In metric tons)	No of Boats	Artisanal (In metric tons)
2003-04	2102026	455207	94	32606	Mechanized - 21000 Non mechanized- 22000	422601
2004-05	2215957	474597	113	34114	„	440483
2005-06	2328545	479810	119	34184	„	445726
2006-07	2440011	487438	127	35391	„	452047
2007-08	2563296	497573	133	34159	„	463414
2008-09	2701370	514644	137	35429	„	479215
2009-10	2899198	517282	152	34182	„	483100
2010-11	3061687	546333	158	41665	„	504668
2011-12	3261782	578620	165	73386	Mechanized - 27761 Non mechanized- 24753	505234
2012-13	3410254	588988	184	73030	Mechanized - 30164 Non mechanized- 27699	515958
2013-14	3548115	595385	199	76885	Mechanized - 32859 Non mechanized- 34810	518500
2014-15	3684245	599846	247	84846	Mechanized - 32859 Non mechanized- 34810	515000
2015-16	3878324	626528	247	105348	Mechanized - 32859 Non mechanized- 34810	521180
2016-17	4136676	637477	201	108480		

Table-2: Year wise vessel/craft and gear used

Type of fishing	2007-08	2008-09	2009-10	2010-11	2011-12	2012-13	2013-14	2014-15	2015-16	2016-17
1.Industrial										
a) Shrimp Trawler	38	40	41	35	33	32	30	36	37	32
b) Fish Trawler	95	101	124	123	129	152	169	207	210	169
Total	133	141	165	158	162	184	199	243	247	201
2.Artisanal (Craft)										
a) Mechanized boat (MB)	21433	21433	21726	21726	21726	30164	32859	32859	32859	32859
b) Non. Mechanized boat (NMB)	22527	22527	23651	23651	23651	27699	34810	34810	34810	34810
Total	43960	43960	45377	45377	45377	57863	67669	67669	67669	67669
3. Artisanal (Gear)										
a) Gill net	106316	106316	108040	108040	131326	131326	114353	115028	114353	118353
b) Set Bag net (SBN)	50083	50083	51522	51522	52824	52824	40824	40824	40824	42429
c) Long line	24614	24614	25538	25538	25538	25538	11863	11863	11863	11863
d) Trammel net	6925	6925	7122	7122	7122	7122	422	422	422	422
e) Other gear	30643	30643	31636	31636	25644	25640	15640	15640	21245	15640
Total	218581	218581	223858	223858	242454	242450	183102	183777	188707	188707

Table-3: Industrial Fisheries species wise catch (MT)

SL	Species/ Group	2007- 08	2008-09	2009- 10	2010- 11	2011- 12	2012- 13	2013- 14	2014- 15	2015- 16	2016- 17
1	2	3	4	5	6	7	8	9	10	11	12
1	Hilsa	-	-	-	23	-	2,205	2004	1815	3650	6948
2	Sardine	-	-	-	-	11,105	20,906	20680	30385	42576	46104
3	Bombay duck	440	1,389	890	267	1,042	-	-	-	-	4320
4	Indian Salmon	-	-	-	-	-	-	-	-	-	-
5	Pomfret	607	313	334	362	487	428	505	487	293	686
6	Jew fish	2,895	2,671	365	1,340	2,653	2,817	3657	3826	2889	3033
7	Cat fish	2,674	1,916	589	977	2,254	2,122	2259	2866	2245	2001
8	Sharks and Rays	-	-	-	-	-	546	843	918	622	645
9	Others	24,923	26,208	29,508	35,911	53,633	40,922	43438	41816	50509	41524
10	Shrimp	2,620	2,932	2,496	2,785	2,212	3,083	3799	2733	2583	3219
	Total	34,159	35,629	34,182	41,665	73,386	73,030	76885	84846	10536 7	1,08,4 80

Table-4: Artisanal Fisheries species wise catch (MT)

SL	Species /Group	2007- 08	2008- 09	2009- 10	2010- 11	2011- 12	2012- 13	2013- 14	2014- 15	2015- 16	2016- 17
1	2	3	4	5	6	7	8	9	10	11	12
1	Hilsa	2,00,100	2,02,951	1,98,574	2,25,302	2,32,037	2,50,370	203500	250000	250500	272000
2	Sardine	-	-	-	-	9,082	8,730	6910	2450	1810	2600
3	Bombay duck	36,540	56,874	58,484	60,483	61,775	71,745	103795	53950	58545	64910
4	Indian Salmon	1,040	7,733	7,733	4,521	3,030	2,445	1960	1020	895	775
5	Pomfret	16,121	46,330	49,911	40,116	39,050	29,265	22850	10950	10300	10000
6	Jew fish	30,908	35,743	34,946	35,299	35,276	27,782	34195	28000	29005	31000
7	Cat fish	17,860	14,599	16,132	16,216	17,446	6,472	7460	6610	6450	6560
8	Shark & Ray	4,767	3,933	4,033	2,205	3,865	4,471	4805	4175	4000	3850
9	Others	1,05,492	61,767	63,191	64,322	48,225	71,193	90838	114845	114675	90902
10	Shrimp	50,586	49,285	50,096	54,204	55,448	43,485	42187	43000	45000	46400
	Total	4,63,414	4,79,215	4,83,100	5,04,668	5,05,234	5,15,958	518500	515000	521180	528997

Table-5(a): Total Landing and % composition (by weight) of shark fishery (shark & ray) in Bangladesh

Sl.No.	Scientific Name	2011-12 (MT)	2012-13 (MT)	2013-14 (MT)	2014-15 (MT)	2015-16 (MT)	2016-17 (MT)
1	2	3	4	5	6	7	8
	Total landing MT)	3865.00	4471.00	5648.00	5017.00	4000.00	3850.0
1.	<i>Scoliodon laticaudus</i>	853.78	1004.19	2053.05	1134.34	959.20	2790.09
2.	<i>Rhizoprionodon acutus</i>	56.04	99.26	110.70	166.06	86.0	28.49
3.	<i>R. oligolinx</i>	0.19	162.74	1.69	-	-	-
4.	<i>Sphyrna lewini</i>	273.64	458.28	433.20	595.02	363.60	224.07
5.	<i>Sphyrna mokarran</i>	-	-	3.95	-	-	-
6.	<i>Chiloscyllium indicum</i>	48.70	23.70	29.93	25.09	79.60	20.02
7.	<i>Galeocerdo cuvier</i>	51.79	96.13	128.21	51.68	59.60	28.11
8.	<i>Carcharhinus melanopterus</i>	47.54	67.96	105.05	47.66	81.20	19.64
9.	<i>C. leucas</i>	11.60	60.36	158.71	115.39	82.70	122.05
10.	<i>C. falciformis</i>	34.01	12.07	98.28	61.20	101.20	0.77
11.	<i>C. sorrah</i>	0.12	33.98	35.58	314.57	117.20	-
12.	<i>Stegostoma fasciatum</i>						5.39
	Subtotal wt. of Shark 's species	1377.41	2018.66	2550.07	2511.01	1907.60	3239.39
13.	<i>Himantura uarnak</i>	1660.79	105.96	139.51	10.54	17.20	63.53
14.	<i>H. undulata</i>	8.89	92.10	198.81	430.46	179.60	46.59
15.	<i>H. gerrardi</i>	7.73	21.01	16.38	56.19	11.60	0.77
16.	<i>H. uarnacoides</i>	336.255	1482.13	1033.58	1048.55	1145.60	312.24
17.	<i>Gymnaura japonica</i>	100.88	153.80	262.07	197.17	272.80	52.36
18.	<i>Rhinoptera javanica</i>	3.092	25.04	46.31	-	1.20	2.31
19.	<i>Aetomylaeus nichofii</i>	34.01	59.91	37.28	47.16	139.60	10.78
20.	<i>Mobula japonica</i>	17.39	89.87	167.18	150.51	120.80	67.76
21.	<i>Rhynchobatus granulatus</i>	-	2.68	-	-	-	-
22.	<i>Rhina ancylostoma</i>	0.77	0.45	31.63	-	-	0.39
23.	<i>Aetobatus narinari</i>	1.16	-	-	-	-	-
24.	<i>Urogymnus asperimus</i>	6.96	-	24.29	-	-	-
25.	<i>Rhynchobatus djeddensis</i>	23.19	133.68	33.32	33.61	3.6	0.04
26.	<i>Rhinobatos typus</i>	274.42	285.70	476.69	383.80	200.40	53.52
27.	<i>Himantura walga</i>	11.98	-	22.59	83.78	-	-
28.	<i>Narcine timlei</i>	-			64.22		-

Subtotal wt. of Ray's species	2487.52	2452.34	3097.93	2505.99	2092.40	610.61
--------------------------------------	----------------	----------------	----------------	----------------	----------------	---------------

Table 5(b): Total Landing and % composition (by weight) of shark fishery (shark & ray) in Bangladesh

Sl.No.	Scientific Name	2009-10 (%)	2010-11 (%)	2011-12 (%)	2012-13 (%)	2013-14 (%)	2014-15 (%)	2015-16 (%)	2016-17(%)
1	2	3	4	5	6	7	8	9	10
	Total landing MT)	4033.00	2205.00	3865.00	4471.00	5648.00	5017.00	4000.00	3850.00
1.	<i>Scoliodon laticaudus</i>	25.49	6.06	22.09	22.46	36.35	22.61	23.98	72.49
2.	<i>Rhizoprionodon acutus</i>	7.32	4.96	1.45	2.22	1.96	3.31	2.15	0.74
3.	<i>R. oligolinx</i>	-	-	0.005	3.64	0.03	-	-	0
4.	<i>Sphyrna lewini</i>	10.01	5.06	7.08	10.25	7.67	11.86	9.09	5.82
5.	<i>Sphyrna mokarran</i>	1.66	-	-	-	0.07	-	-	0
6.	<i>Chiloscyllium indicum</i>	2.85	7.12	1.26	0.53	0.53	0.50	1.99	0.52
7.	<i>Galeocerdo cuvier</i>	2.96	1.06	1.34	2.15	2.27	1.03	1.49	0.73
8.	<i>Carcharhinus melanopterus</i>	18.88	3.87	1.23	1.52	1.86	0.95	2.03	0.52
9.	<i>C. leucas</i>	0.31	0.75	0.30	1.35	2.81	2.30	1.50	3.17
10.	<i>C. falciformis</i>	-	7.46	0.88	0.27	1.74	1.22	2.53	0.02
11.	<i>C. sorrah</i>	-	-	0.003	0.76	0.63	6.27	2.93	0
12.	<i>Stegostoma fasciatum</i>	0.0001	0.07						0.14
	Subtotal (% comp. of Sharks):	69.48	36.42	35.64	45.15	55.92	50.05	47.69	84.15
13.	<i>Himantura uarnak</i>	4.49	33.96	42.97	2.37	2.47	0.21	0.43	1.65
14.	<i>H. undulata</i>	0.33	0.28	0.23	2.06	3.52	8.58	4.49	1.21
15.	<i>H. gerrardi</i>	0.83	0.05	0.20	0.47	0.29	1.12	0.29	0.02
16.	<i>H. uarnacoides</i>	4.88	11.33	8.70	33.15	18.30	20.90	28.64	8.10
17.	<i>Gymnaura japonica</i>	3.82	2.88	2.61	3.44	4.64	3.93	6.82	1.36
18.	<i>Rhinoptera javanica</i>	2.22	0.79	0.08	0.56	0.82	-	0.03	0.06
19.	<i>Aetomylaeus nichofii</i>	0.04	0.63	0.88	1.34	0.66	0.94	3.49	0.28
20.	<i>Mobula japonica</i>	0.58	0.82	0.45	2.01	2.96	3.00	3.02	1.76
21.	<i>Rhynchobatus granulatus</i>	7.22	11.48	-	0.06	-	-	-	0
22.	<i>Rhina ancylostoma</i>	0.14	0.18	0.02	0.01	0.56	-	-	0.01
23.	<i>Aetobatus narinari</i>	-	-	0.03	-	-	-	-	0
24.	<i>Urogymnus asperimus</i>	-	0.02	0.18	-	0.43	-	-	0
25.	<i>Rhynchobatus djeddensis</i>	0.15	0.38	0.60	2.99	0.59	0.67	0.09	0.01
26.	<i>Rhinobatos typus</i>	0.02	0.05	7.10	6.39	8.44	7.65	5.01	1.39
27.	<i>Himantura walga</i>	5.45	0.41	0.31	-	0.40	1.67	-	0
28.	<i>Narcine timlei</i>	0.35	0.32	-			1.28		0
	Subtotal (% comp. of Rays):	30.52	63.58	64.36	54.85	44.08	49.95	52.31	15.85

Table-6: Species Composition (%) of Estuarine Set Bag Net (ESBN) Fisheries

Sl. No.	Species/Group name	Local name	2007-08	2008-09	2009-10	2010-11	2011-12	2012-13	2013-14	2014-15	2015-16	2016-17
1	2	3	4	5	6	7	8	9	10	11	12	9
1	<i>Harpadon nehereus</i>	Loittyta	30.48	20.97	21.52	19.94	21.03	22.04	27.03	28.56	22.91	37.04
2	<i>Arius sp.</i>	Kata machh	3.92	4.65	6.41	6.13	3.65	3.12	3.22	3.53	2.41	2.84
3	<i>Protonibea diacanthus</i>	Kala poa	1.43	0.69	1.52	0.43	0.20	0.25	0.49	0.31	0.53	0.83
4	<i>Otolithes cuvieri</i>	Sada poa	4.39	2.93	2.22	3.32	3.81	4.76	4.86	5.57	2.69	2.20
5	<i>Johnius argentatus</i>	Lal poa	2.43	0.43	1.03	0.62	0.24	0.43	0.56	0.62	0.38	0.40
6	<i>Escualosa thoracata</i>	Hischiri machh	1.75	0.57	0.66	0.75	0.72	0.67	0.58	0.80	0.68	0.70
7	<i>Coilia dussumieri</i>	Olua	3.52	3.26	4.42	3.07	2.53	2.20	2.20	2.21	1.31	0.72
8	<i>Thryssa mystax</i>	Faisha	2.03	0.70	1.86	1.16	0.92	1.31	1.00	1.67	0.76	1.34
9	<i>Setipinna taty</i>	Taila faisha	1.23	0.60	1.23	1.91	0.74	0.12	0.21	0.33	0.27	0.36
10	<i>Apocryptes spp.</i>	Green(Dorakata) chewa	1.36	0.77	2.35	2.49	4.93	6.67	1.34	1.41	1.54	0.27
11	<i>Gobioides rubicandus</i>	Chewa	1.32	10.53	3.91	4.77	8.69	3.60	3.29	1.50	1.93	1.95
12	<i>Trypauchen vagina</i>	Lal chewa	1.45	4.09	6.24	9.67	5.70	6.66	3.14	6.02	1.81	2.23
13	<i>Bregmaceros spp.</i>	Puiya	0.42	0.33	0.81	1.25	0.77	0.42	0.63	0.53	0.73	2.11
14	<i>Lepturacanthus savala</i>	Churi/Ribon Fish	1.92	2.11	2.35	1.78	1.58	1.79	1.68	2.30	1.58	2.24
15	<i>Muraenesox talabonoides</i>	Kamila/Eel (baim)	0.30	0.61	0.11	0.06	0.07	0.12	0.25	0.33	0.19	0.11
16	<i>Platycephalus indicus</i>	Mur/Sara baila	0.25	0.15	0.92	0.16	0.06	0.14	0.36	0.42	0.37	0.69
17	<i>Polynemus paradiseus</i>	Tapsi	4.15	1.36	1.63	1.14	1.34	1.88	2.32	2.34	1.27	0.77
18	<i>Leiognathus brevirostris</i>	Tak chanda	0.23	0.14	0.49	-	0.03	0.07	0.16	0.09	0.72	0.54
19	<i>Cynoglossus lingua/bilineatus</i>	Kukurjib/Bansh pata	0.50	0.02	0.96	1.00	0.76	1.00	1.21	1.89	1.77	1.26
20	<i>Loligo spp.</i>	Nuilla	0.10	-	0.05	0.04	0.03	-	0.02	0.01	0.02	0.02
21	<i>Sepia spp.</i>	Nua Chaai	-	0.32	0.34	0.03	-	-	0.02	-	-	0.08
22	<i>Crab</i>	Kakra	4.72	8.43	11.04	3.42	3.78	2.45	2.88	3.42	2.53	4.26

23	<i>Acetes spp.</i>	Gura Icha	17.58	27.46	19.13	26.28	27.02	27.98	25.20	14.06	19.44	21.95
24	<i>Nematopalaemon tenuipes</i>	Kuikka Chingri	2.13	2.07	2.04	0.57	0.75	0.56	3.10	1.09	3.63	2.32
25	<i>Penaeus semisulcatus</i>	Bagatara Chingri	0.97	1.17	1.74	2.13	1.53	1.70	1.93	3.25	2.04	2.42
26	<i>Parapenaeopsis sculptilis</i>	Ruda Chingri	1.72	0.85	1.40	1.14	1.69	1.96	2.42	5.42	3.63	4.25
27	<i>Metapenaeus brevicornis</i>	Loilla Chingri	1.27	0.65	1.40	2.29	2.13	2.75	3.14	4.24	3.16	1.28
28	<i>Squilla mantes</i>	Chingri Poka	0.32	0.16	0.13	0.60	0.23	0.14	0.55	0.74	0.36	0.28
29	<i>Sillago domina</i>	Tular Dandi/Hundra	0.78	0.21	0.11	0.21	0.31	0.23	0.27	0.84	0.64	1.00
30	<i>Lutjanus spp/Liza sp.</i>	Ranga Chowkka	-	0.34	0.64	0.37	0.19	-	0.03	1.33	0.07	0.06
31	<i>Tenualosa ilisha</i>	Ilish	-	0.49	0.31	0.08	0.10	0.37	0.25	0.22	0.21	0.27
32	Glob fish	Potka	0.03	0.19	0.34	0.29	0.01	0.29	0.13	0.06	0.11	0.04
33	Others	Others	7.04	3.52	4.15	4.64	4.73	4.76	5.41	5.83	3.84	3.19

Table 7 : Percentage of different species in fish trawler

Year	Jew	Pomfret	Grunter	Ribbon	Big eye	Cat Fish	Eel	Threaddinbreams	snapper	Red fish	Mackerel	Ailla	B. Duck	Other
2006-07	9.63	1.18	0.46	5.22	4.04	10.01	0.97	2.86	0.47	14.96	9.65	9.47	0.47	30.61
2007-08	10.06	2.11	0.5	6.76	4.08	9.29	1.33	1.71	0.67	11.71	5.42	7.61	0.15	38.6
2008-09	8.84	1.04	0.38	10.18	4.74	6.34	1.33	2.63	0.56	15.58	4.16	7.54	4.6	32.07
2009-10	6.27	1.3	0.28	7.02	5.05	5.73	0.94	3.95	0.56	13.05	7.04	15.88	1.12	31.81
2010-11	6.4	1.87	0.33	6.52	4.81	5.02	0.84	4.48	0.41	8	5.5	8.62	2.11	45.08
2011-12	3.82	0.7	0.21	4.63	3.48	3.25	0.59	2.74	0.4	6.51	5.7	13.69	1.5	52.77

Year	Sardine	Croaker	Ribbon	Grunter	Scads	Mackerel	Sole/flat fish	Catfish	Red snapper	Small tuna	Hilsa	Pomfret	Red fish/threadfinbreams	Eel	shark/rays	cuttle	shrimp	others
2012-13	30.75	3.81	6.23	0.41	4.09	8.68	0.81	3.02	0.37	2.34	3.24	0.63	10.42	0.71	0.8	1.06	-	22.92
2013-14	23.98	3.88	5.75	0.27	3.69	7.05	1.34	2.55	0.38	4.11	4.96	1.11	25.66	0.55	0.98	1.76	-	11.97
2014-15	37.82	4.47	6.67	0.27	3.98	10.51	1.45	3.17	0.44	3.29	2.25	0.60	7.40	0.53	1.14	1.35	-	14.27
2015-16	41.43	2.81	4.65	0.26	5.18	11.3	1.13	2.18	0.24	1.74	3.6	0.28	4.86	0.36	0.6	0.69	-	18.64

Fig. 2: Fishing area of Bangladesh

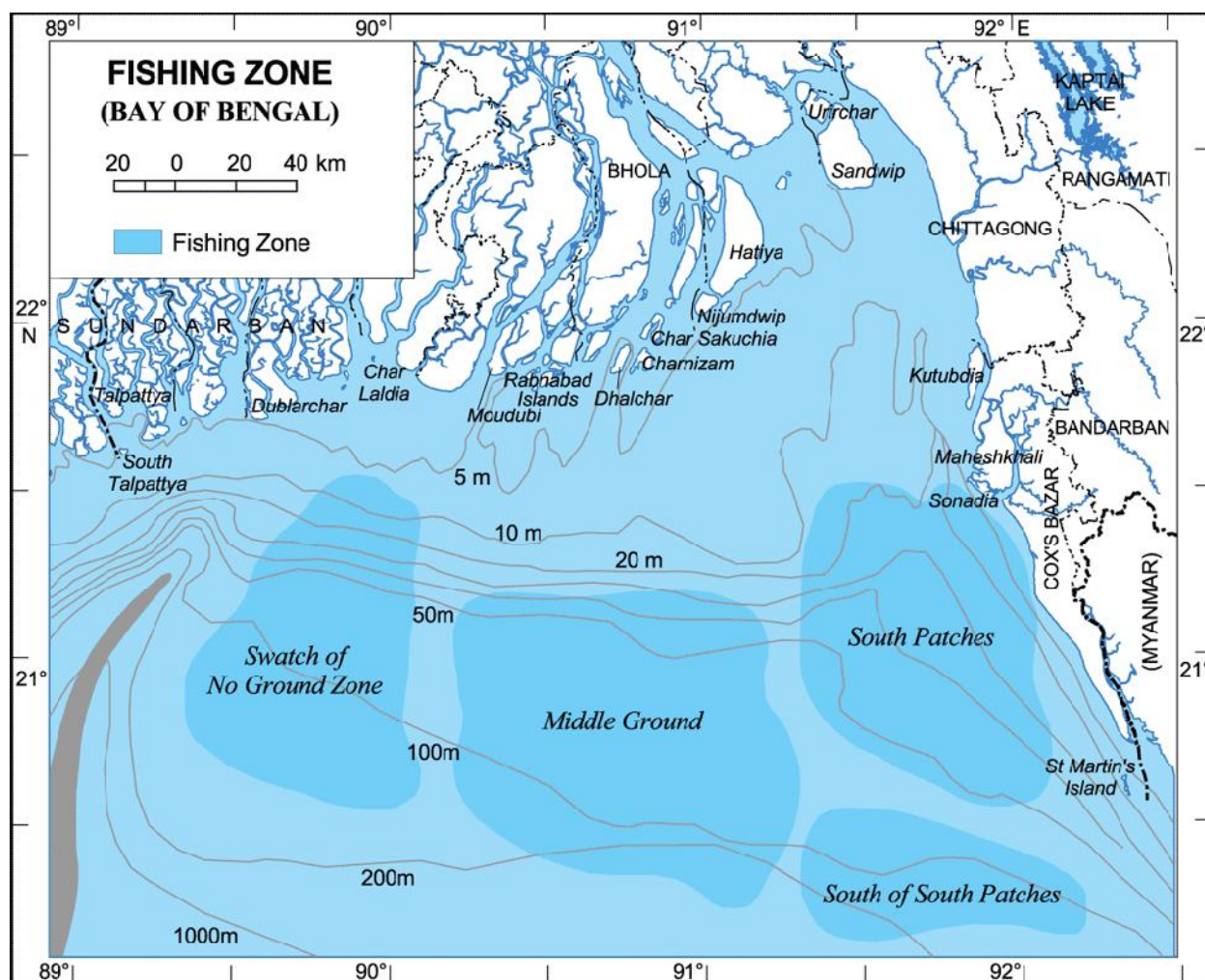


Table 9: Gear and their operation

Name	Species caught	Fishing trip Depth of operation
Trawl	Tiger and other peneied shrimps, Catfish, jew fish , ribbon fish, mackerels, scads etc	13 to 30 days per trip 40-100 m
Gill net	Hilsa , Indian salmon, mackerels , croaker, grunters etc	Daily and 6-10 days trip 8-10m (fixed) ,up to 30m (drift nets) up to 80 m (bottom set gill net)
ESBN	Mostly pre-adult stages of fresh water and marine shrimp,jew, bombay ducks, gobies, croakers etc	Daily 5-10 m
MSBN	Peneied shrimps ,anchovies, bombay duck, clupieds, sea perch	6-10 days 10-30m
Bottom long line	Sciaenieds, cat fish & Rays	Daily to 4 days 10 -30m
Beach seine	Small peneied shrimps clupieds ,anchovies, sciaenids	Daily 8-10m

Table 8. Month wise catch of industrial trawlers

Fiscal Year	Month-wise total catch (MT)											
	Jul	Aug	Sep	Oct	Nov	Dec	Jan	Feb	Mar	Apr	May	Jun
	1	2	3	4	5	6	7	8	9	10	11	12
2009-10	74	485	1859	4012	3471	4498	5826	5550	5276	1561	1001	572
2010-11	501	1250	2955	3372	4753	6177	6819	6125	6515	5612	3095	1758
2011-12	2976	3372	2344	7895	7621	7658	8952	9671	9318	7657	5832	522
2012-13	32	2011	4904	3610	5716	12008	11031	10088	11404	11562	827	1210
2013-14	736	888	6007	2935	8706	9949	9710	9882	9766	9688	5211	3459
2014-15	202	2433	7060	8252	8563	10389	9792	11242	11558	9850	6428	-
2015-16	-	3608	3879	9568	12630	15008	15532	14253	12340	6511	8969	-

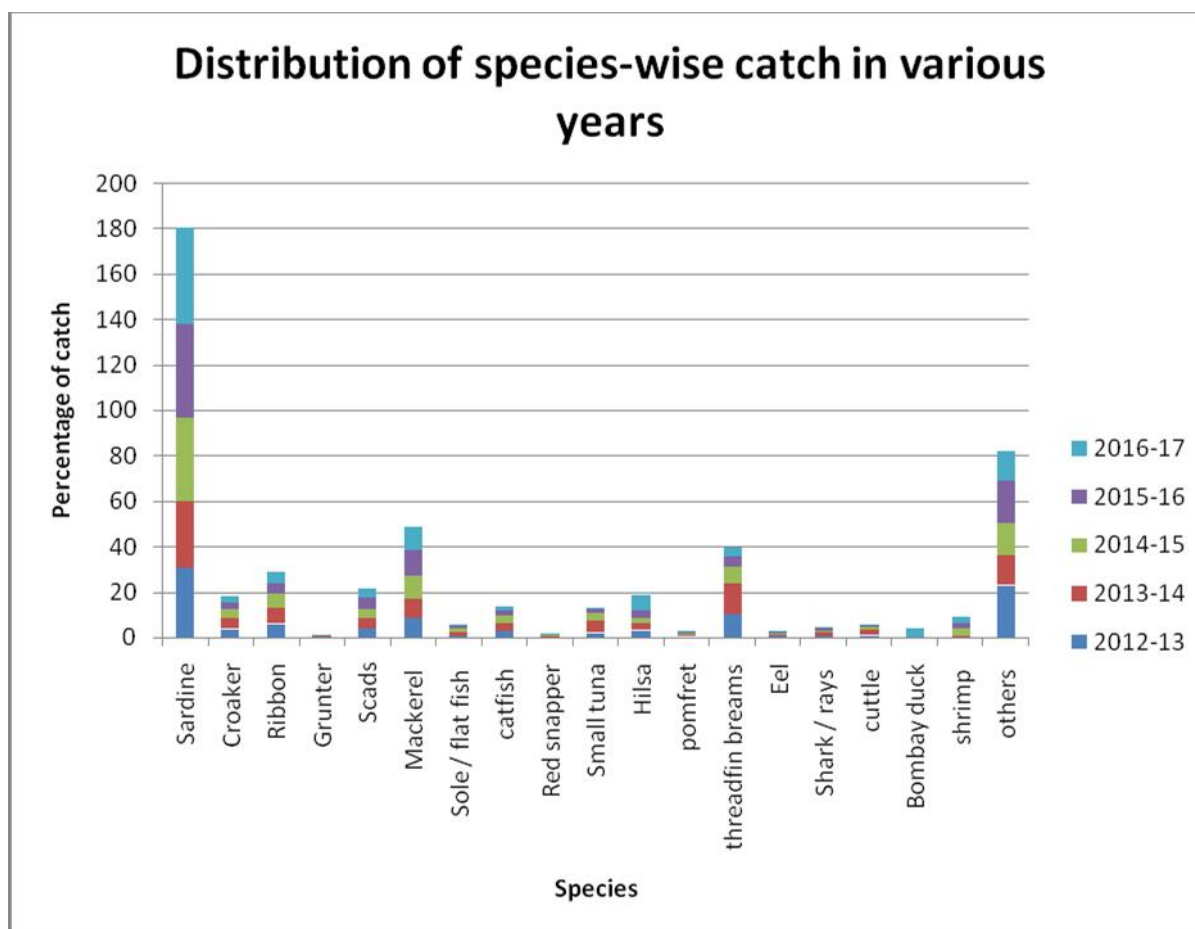


Figure 3. Map of distribution of fishing catch, by species for the national fleet, in the IOTC area of competence of last four years.

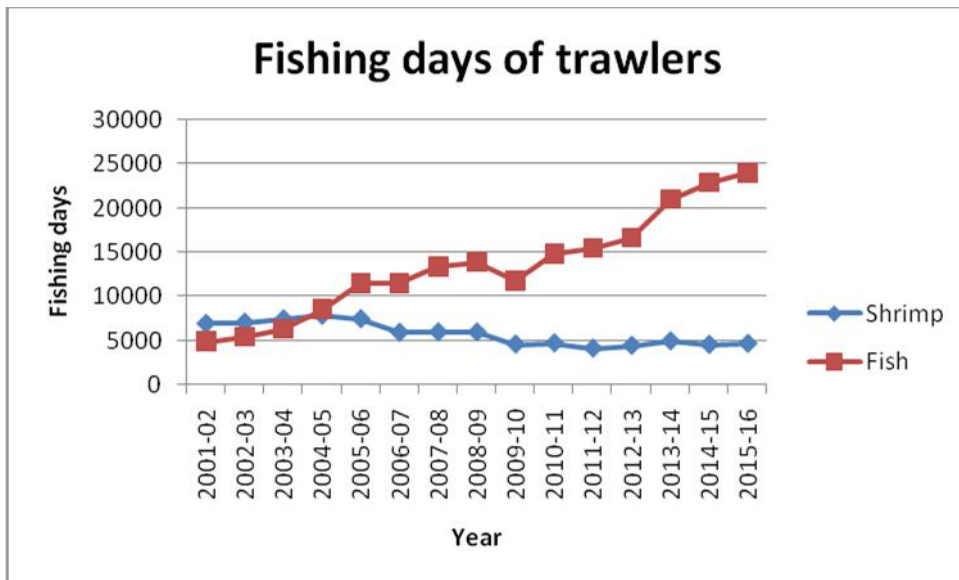


Fig. 4: Fishing days of shrimp and fish trawlers

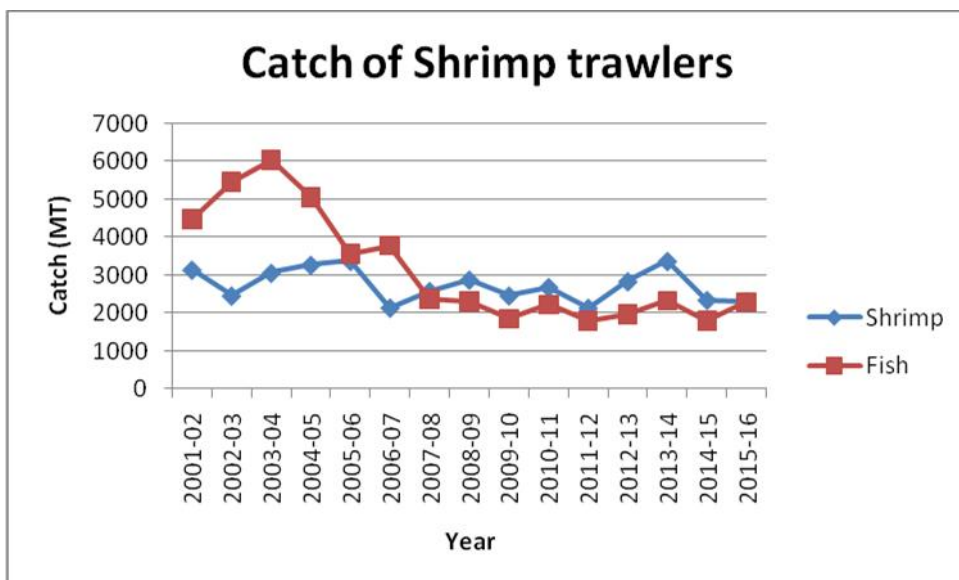


Fig. 5(a): Catch of industrial trawlers (Shrimp trawlers)

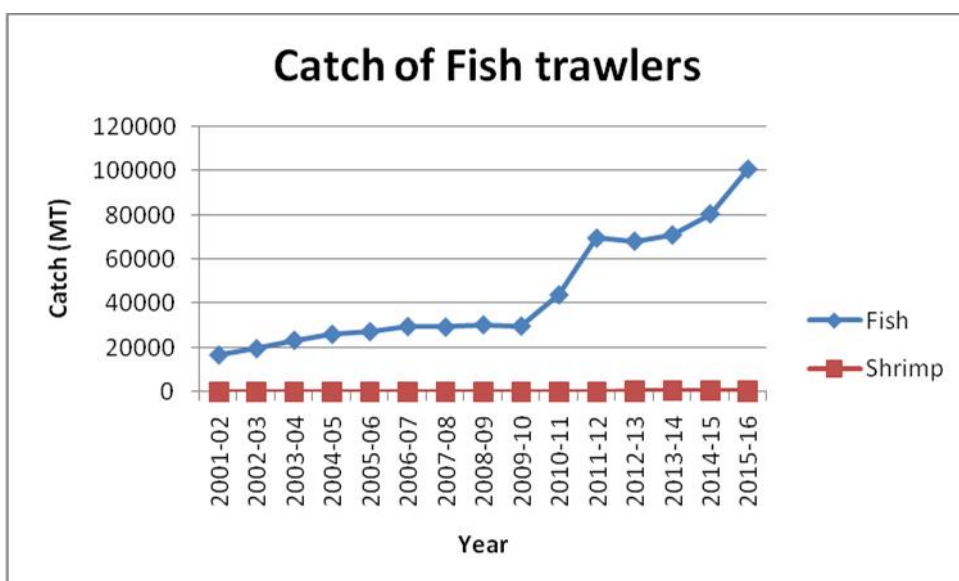


Fig. 5(b): Catch of industrial trawlers (Fish trawlers)

Annexure - 2

Table 1: Present fleet size

Industrial Fishing vessel over 24 m					Artisanal Fishing vessel below 24 m				
Trawler type	Number	Gear used	Species caught	Tuna and Tuna like fish caught	Vessel type	Number	Gear used	Species caught	Tuna and Tuna like fish caught
Shrimp trawler (steel hull of 30-43 LOA, 450-750 BHP)	37	shrimp trawl	Shrimp and fish as by catch	no	Non mechanized	34,810	ESBN ¹ , Gillnet, Stake net	Mixed species mainly shrimp, young stages of different fishes , Hilsa	no
Fish trawler (steel and wooden hull 24-54 m LOA, 520-1850 mHP)	98	fish trawl	Mixed species mainly sardines, croakers, catfish , redfish, ribbon fish etc	about 2-3 % of tuna and tuna like fishes	Mechanized	32,859	Gill net , MSBN ² Bottom hook and line for Jew fish	Hilsa, different species of shrimp jew pomfret, anchovies , ribbon etc	some tuna and tuna like fish is caught in Hilsa gillnet which is estimated to be about 0.5 to 0.6 % only
Mid water trawler (steel hull, 36-45 LOA, 1050-1450 HP)	117	Mid water trawl	Mixed species mainly sardines, croakers, catfish, redfish, ribbon fish etc	about 2-3 % of tuna and tuna like fishes					

¹ Estuarine Set bag net ² Marine Set bag net
(Industrial trawler position up to June 2016)

Fig. 1: Fishing area of Bangladesh

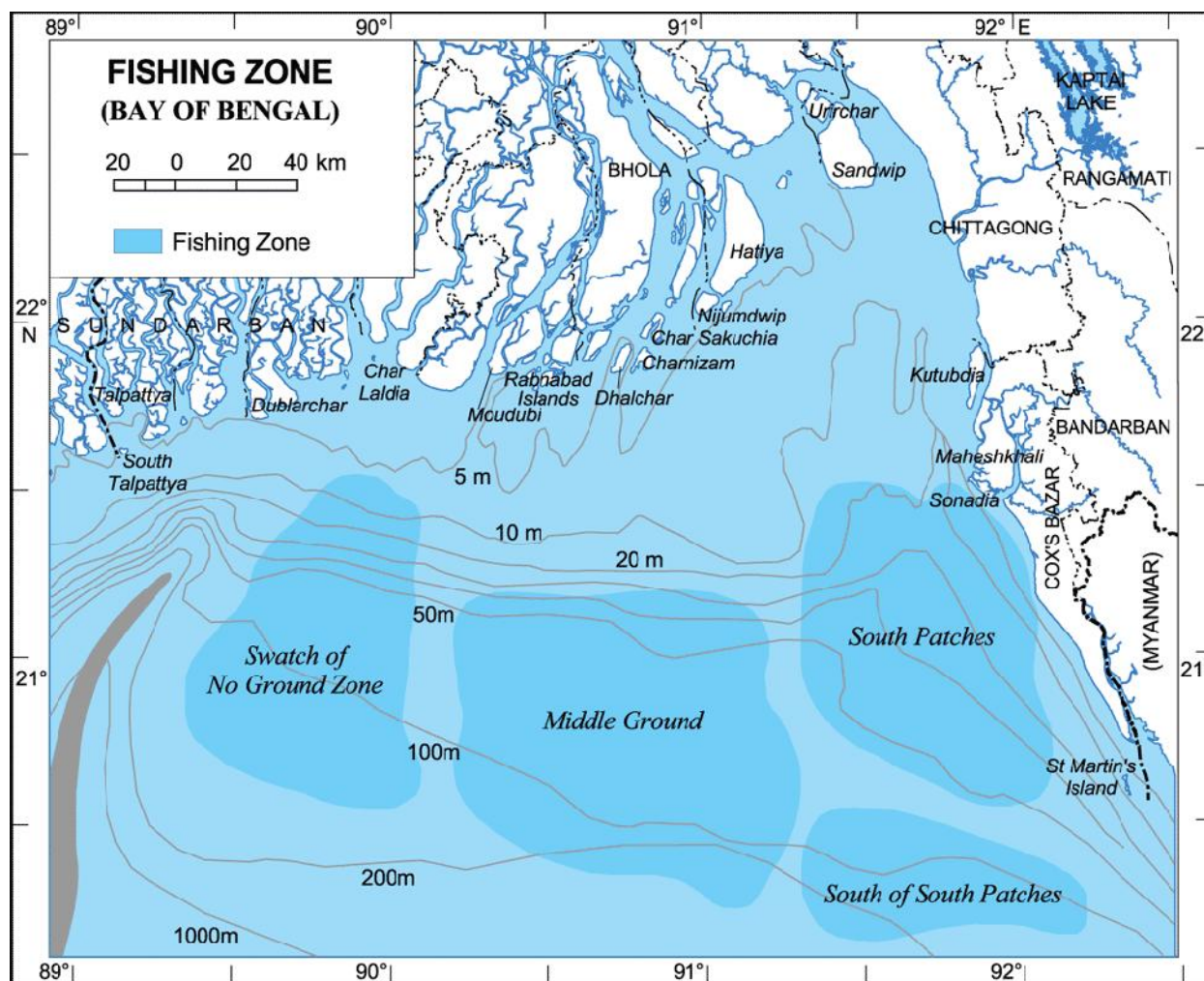


Table 2: Gear and their operation

Name	Species caught	Depth of operation
Trawl	Tiger and other peneied shrimps, Catfish, Jew fish , ribbon fish, mackerels, scads etc	40-100 m
Gill net	Hilsa , Indian salmon, mackerels , pama croaker, grunTERS etc	8-10m (fixed) ,up to 30m (drift nets) up to 80 m (bottom set gill net)
ESBN	Mostly pre-adult stages of fresh water and marine shrimp.jew, bombay ducks, gobies, croakers etc	5-10 m
MSBN	Peneied shrimps ,anchovies, bombay duck, clupeids, sea perch	10-30m
Bottom long line	Sciaenieds	10 -30m
Beach seine	Small peneied shrimps clupeids ,anchovies, sciaenids	8-10m

Table 3: Seasonality of operation of artisanal gears

Type of Gear/ appliances	Months/season of year	Area of operation
Estuarine Set Bag net	All year round	Coastal waters, rivers and estuary
Marine Set bag Net	September-March: peak season March-August: non peak	30-70km away from Moheskhali, Sonadia, Kutubdia and Dublar Char (Depth-10-30)
Rocket Net	October-February	Teknaf and the Sunderban area
Small Mesh Gill Net	July-June	From baseline to deep sea
Large Mesh Gill Net	October-Mach	Territorial water to deep sea
Tong Net	June-September	Baseline to Coastal waters
Shark Net	September-April	Deep Sea
Hooks and Lines	September-March	10-30 meter depth of Marine waters, coastal waters, rivers

Annexure - 3

IOTC data and information reporting requirements for Members and Cooperating Non-contracting Parties.

November 2013

By 24 November:

Resolution 12/04 *On marine turtles*

TED is used in shrimp trawler. Shall introduce provision of reporting the catch of turtle and in fish trawl and gillnet fisheries and measures to reduce catch and survival of turtle.

February 2013

By 15 February:

Resolution 10/08 *Concerning a Record of Active Vessels Fishing for Tunas and Swordfish in the IOTC Area.*

- Provided in the annexure

Resolution 12/07 *Concerning A Record of Licensed Foreign Vessels Fishing for IOTC Species in The IOTC Area Of Competence And Access Agreement Information.*

Not applicable

By 24 February:

Resolution 11/03 *On Establishing A list Of Vessels Presumed To Have Carried Out Illegal, Unregulated And Unreported Fishing In the IOTC Area.*
Does not have any such list of IUU vessels

March

By March:

Resolution 12/07 *Concerning A Record of Licensed Foreign Vessels Fishing for IOTC Species in The IOTC Area Of Competence And Access Agreement Information.*

Not Applicable

April 2013

By 1 April, 2013:

Resolution 01/06 *Concerning the IOTC bigeye tuna statistical document programme.*
Does not import bigeye tuna.

June

By 30 June:

Resolution 05/05 *Concerning the conservation of sharks caught in association with fisheries managed by IOTC.*

Table-5(a): Total Landing and % composition (by weight) of shark fishery (shark & ray) in Bangladesh

Sl.No.	Scientific Name	2011-12 (MT)	2012-13 (MT)	2013-14 (MT)	2014-15 (MT)	2015-16 (MT)	2016-17 (MT)
1	2	3	4	5	6	7	8
	Total landing MT)	3865.00	4471.00	5648.00	5017.00	4000.00	3850.0
1.	<i>Scoliodon laticaudus</i>	853.78	1004.19	2053.05	1134.34	959.20	2790.09
2.	<i>Rhizoprionodon acutus</i>	56.04	99.26	110.70	166.06	86.0	28.49
3.	<i>R. oligolinx</i>	0.19	162.74	1.69	-	-	-
4.	<i>Sphyrna lewini</i>	273.64	458.28	433.20	595.02	363.60	224.07
5.	<i>Sphyrna mokarran</i>	-	-	3.95	-	-	-
6.	<i>Chiloscyllium indicum</i>	48.70	23.70	29.93	25.09	79.60	20.02
7.	<i>Galeocerdo cuvier</i>	51.79	96.13	128.21	51.68	59.60	28.11
8.	<i>Carcharhinus melanopterus</i>	47.54	67.96	105.05	47.66	81.20	19.64
9.	<i>C. leucas</i>	11.60	60.36	158.71	115.39	82.70	122.05
10.	<i>C. falciformis</i>	34.01	12.07	98.28	61.20	101.20	0.77
11.	<i>C. sorrah</i>	0.12	33.98	35.58	314.57	117.20	-
12.	<i>Stegostoma fasciatum</i>						5.39
	Subtotal wt. of Shark 's species	1377.41	2018.66	2550.07	2511.01	1907.60	3239.39
13.	<i>Himantura uarnak</i>	1660.79	105.96	139.51	10.54	17.20	63.53
14.	<i>H. undulata</i>	8.89	92.10	198.81	430.46	179.60	46.59
15.	<i>H. gerrardi</i>	7.73	21.01	16.38	56.19	11.60	0.77
16.	<i>H. uarnacoides</i>	336.255	1482.13	1033.58	1048.55	1145.60	312.24
17.	<i>Gymnaura japonica</i>	100.88	153.80	262.07	197.17	272.80	52.36
18.	<i>Rhinoptera javanica</i>	3.092	25.04	46.31	-	1.20	2.31
19.	<i>Aetomylaeus nichofii</i>	34.01	59.91	37.28	47.16	139.60	10.78
20.	<i>Mobula japonica</i>	17.39	89.87	167.18	150.51	120.80	67.76
21.	<i>Rhynchobatus granulatus</i>	-	2.68	-	-	-	-
22.	<i>Rhina ancylostoma</i>	0.77	0.45	31.63	-	-	0.39
23.	<i>Aetobatus narinari</i>	1.16	-	-	-	-	-
24.	<i>Urogymnus asperimus</i>	6.96	-	24.29	-	-	-
25.	<i>Rhynchobatus djeddensis</i>	23.19	133.68	33.32	33.61	3.6	0.04
26.	<i>Rhinobatos typus</i>	274.42	285.70	476.69	383.80	200.40	53.52

27.	<i>Himantura walga</i>	11.98	-	22.59	83.78	-	-
28.	<i>Narcine timlei</i>	-			64.22		-
Subtotal wt. of Ray's species		2487.52	2452.34	3097.93	2505.99	2092.40	610.61

Table 5(b): Total Landing and % composition (by weight) of shark fishery (shark & ray) in Bangladesh

Sl.No.	Scientific Name	2009-10 (%)	2010-11 (%)	2011-12 (%)	2012-13 (%)	2013-14 (%)	2014-15 (%)	2015-16 (%)	2016-17(%)
1	2	3	4	5	6	7	8	9	10
	Total landing MT)	4033.00	2205.00	3865.00	4471.00	5648.00	5017.00	4000.00	3850.00
1.	<i>Scoliodon laticaudus</i>	25.49	6.06	22.09	22.46	36.35	22.61	23.98	72.49
2.	<i>Rhizoprionodon acutus</i>	7.32	4.96	1.45	2.22	1.96	3.31	2.15	0.74
3.	<i>R. oligolinx</i>	-	-	0.005	3.64	0.03	-	-	0
4.	<i>Sphyrna lewini</i>	10.01	5.06	7.08	10.25	7.67	11.86	9.09	5.82
5.	<i>Sphyrna mokarran</i>	1.66	-	-	-	0.07	-	-	0
6.	<i>Chiloscyllium indicum</i>	2.85	7.12	1.26	0.53	0.53	0.50	1.99	0.52
7.	<i>Galeocerdo cuvier</i>	2.96	1.06	1.34	2.15	2.27	1.03	1.49	0.73
8.	<i>Carcharhinus melanopterus</i>	18.88	3.87	1.23	1.52	1.86	0.95	2.03	0.52
9.	<i>C. leucas</i>	0.31	0.75	0.30	1.35	2.81	2.30	1.50	3.17
10.	<i>C. falciformis</i>	-	7.46	0.88	0.27	1.74	1.22	2.53	0.02
11.	<i>C. sorrah</i>	-	-	0.003	0.76	0.63	6.27	2.93	0
12.	<i>Stegostoma fasciatum</i>	0.0001	0.07						0.14
Subtotal (% comp. of Sharks):		69.48	36.42	35.64	45.15	55.92	50.05	47.69	84.15
13.	<i>Himantura uarnak</i>	4.49	33.96	42.97	2.37	2.47	0.21	0.43	1.65
14.	<i>H. undulata</i>	0.33	0.28	0.23	2.06	3.52	8.58	4.49	1.21
15.	<i>H. gerrardi</i>	0.83	0.05	0.20	0.47	0.29	1.12	0.29	0.02
16.	<i>H. uarnacoides</i>	4.88	11.33	8.70	33.15	18.30	20.90	28.64	8.10
17.	<i>Gymnaura japonica</i>	3.82	2.88	2.61	3.44	4.64	3.93	6.82	1.36
18.	<i>Rhinoptera javanica</i>	2.22	0.79	0.08	0.56	0.82	-	0.03	0.06
19.	<i>Aetomylaeus nichofii</i>	0.04	0.63	0.88	1.34	0.66	0.94	3.49	0.28
20.	<i>Mobula japonica</i>	0.58	0.82	0.45	2.01	2.96	3.00	3.02	1.76
21.	<i>Rhynchobatus granulatus</i>	7.22	11.48	-	0.06	-	-	-	0
22.	<i>Rhina ancylostoma</i>	0.14	0.18	0.02	0.01	0.56	-	-	0.01
23.	<i>Aetobatus narinari</i>	-	-	0.03	-	-	-	-	0
24.	<i>Urogymnus asperimus</i>	-	0.02	0.18	-	0.43	-	-	0
25.	<i>Rhynchobatus djeddensis</i>	0.15	0.38	0.60	2.99	0.59	0.67	0.09	0.01
26.	<i>Rhinobatos typus</i>	0.02	0.05	7.10	6.39	8.44	7.65	5.01	1.39
27.	<i>Himantura walga</i>	5.45	0.41	0.31	-	0.40	1.67	-	0
28.	<i>Narcine timlei</i>	0.35	0.32	-			1.28		0
Subtotal (% comp. of Rays):		30.52	63.58	64.36	54.85	44.08	49.95	52.31	15.85

All the sharks are brought ashore and the fins are separated for export and the sharks & rays meat is sold for local consumption

Resolution 06/03 *On establishing a vessel monitoring system programme.*

Does not have fishing vessel in the high sea. A VMS programme for trawler has been developed.

Resolution 10/02 *Mandatory statistical requirements for IOTC Members (note similar*

requirements in Resolution 12/03 On the Recording Of Catch And Effort By Fishing Vessels In The IOTC Area Of Competence.

Catch, from trawl and artisanal, small scale fisheries provided in annexure 1 .

Resolution 10/06 *On Reducing the Incidental By Catch of Seabirds in Longline Fisheries.*

No tuna long lines.

Resolution 12/03 *On the Recording Of Catch And Efforts By Fishing Vessels In The IOTC Area Of Competence.*

Have log book of trawlers only

June

By 30 June

Resolution 12/04 *On marine turtles*

TED is used in shrimp trawler. Shall introduce provision of reporting the catch of turtle and in fish trawl and gillnet fisheries and measures to reduce catch and survival of turtle.

July

By 1 July:

Resolution 05/03 *Relating to the establishment of an IOTC programme of inspection in port.*

Under consideration

September

By 14 September:

Resolution 12/05 *On establishing a programme for transshipment by large-scale fishing vessels.*

Not applicable

By 14 September:

Resolution 12/13 *For the Conservation and Management of Tropical Tunas Stocks in the IOTC Area of Competence.*

- Not applicable

October

By 1 October:

Resolution 01/06 *Concerning the IOTC bigeye tuna statistical document programme.*

No imports of bigeye tuna, not applicable

December

By 17 December:

Resolution 12/13 *For the Conservation and Management of Tropical Tunas Stocks in the IOTC Area of Competence.*

Does not operate any vessel in the coordinates mentioned

By 30 December:

Resolution 10/02 *Mandatory statistical requirements for IOTC Members.*

No longline fleets operating in the high seas. Only consent letter have

been awarded to procure long liners.

By 31 December:

Resolution 12/08 *Procedure on a Fish Aggregating Devices (FADs) management plan.*
no purse seiners

The following information may be sent to the Secretariat at any time.

Resolution 07/02 - not applicable

Resolution 10/11 - no foreign fishing vessel land in Bangladesh port.

Resolution 11/03 *On establishing a list of vessels presumed to have carried out illegal, unregulated and unreported fishing in the IOTC area.*

Have no such list of IUU vessels

Resolution 12/05 *On establishing a programme for transshipment by large-scale fishing vessels.*

Not applicable

Resolution 12/07 *Concerning A Record of Licensed Foreign Vessels Fishing For IOTC Species in the IOTC Area of Competence and Access Agreement Information.*

Not applicable

Fulfillment of criteria for obtaining the status of Co-Operating Non-Operating party (CNCP) as per resolution 03/02.

Resolution 12/04 *On marine turtles*
We shall comply this resolution.

Resolution 10/08 *Concerning a Record of Active Vessels Fishing for Tunas and Swordfish in the IOTC Area.*
We shall submit accordingly.

We have no foreign flag Vessel.

Resolution 11/03 *On Establishing A list Of Vessels Presumed To Have Carried Out Illegal, Unregulated and Unreported Fishing in the IOTC Area.*
We shall transmit every year to the Secretary a list of the vessels if they carried out IUU fishing.

Resolution 1/06 *Concerning the IOTC bigeye tuna statistical document programme.*
We shall abide by this resolution.

Resolution 05/07 *Concerning a management standard for the tuna fishing vessels.*
We shall taken measures to meet the management standard during issuance of fishing license to the authorized fishing vessel.

Resolution 10/06 *On Reducing the Incidental By Catch of Seabirds in Longline Fisheries.*

Though, we have no by catch of Seabirds; we shall provide the commission of annual report on reducing the incidental bycatch of seabirds in longline fishing, if it may happens.

- Resolution 10/10 *Concerning market related measures.*
We shall comply the resolution during export and import of tunas and tunas-like fish products.
- Resolution 11/04 *On a Regional observer scheme.*
We don't have such regional observer scheme.
- Resolution 12/04 *On marine turtles.*
We shall report to the commission, in accordance with article X.
- Resolution 12/12 *To Prohibit the use of large-scale driftnets on the high seas in the IOTC Area.*
We do not use large-scale driftnets on the highseas.

We do not have VMS option.
- Resolution 12/07 *Concerning a Record of Licensed Foreign Vessels Fishing For IOTC Species in the IOTC Area of Competence and Access Agreement Information.*
We have no agreement to allow foreign- flagged vessels.

We shall report, if we have.
- Resolution 10/06 *On reducing incidental bycatch of seabirds in lingling fisheries.*
We don't have any incidental bycatch of seabirds.
- Resolution 12/03 *On the Recording Of Catch And Efforts By Fishing Vessels In The IOTC Area Of Competence.*
We shall provide annual catch and effort data by June 30 of the following year that provided through catch log book signed by the skipper of the vessel.
- Resolution 12/04 *On marine turtles*
We shall comply this resolution.

We usually do inspection in port and we shall report as per requirements.

We do not have transshipment option and observer assigned to the carrier vessels.

We do not have any purse-seine vessels. We shall take necessary legal and administrative measures to implement the closure for defined period.

- Resolution 01/06 *Concerning the IOTC bigeye tuna statistical document programme.*
Previously mentioned.
- Resolution 12/13 *For the Conservation and Management of Tropical Tunas Stocks in the IOTC Area of Competence.*
We do not have any longline vessels; however, we shall declare closure from 1 February to 1 March for long line vessels if we approve long line vessels in future.
- Resolution 10/02 *Mandatory statistical requirements for IOTC Members.*
We shall submit all statistical requirements of longline fleets, if we have longline vessels in future.
- Not applicable as we do not have purse seiners or bait boat vessels.

Resolution 13/0 Concerning the Establishment of an IOTC Record of Vessels Authorized to operate in the IOTC Area



Submitting/updating the list of authorised vessels over 24m LOA

Reporting deadlines: 1st July 2003 (vessel LOA > 24m)
prompt notification of

Date of reporting: 26.02.2018
 Nature of reporting: deletion / addition / modification
 Reporting country: Bangladesh

Note: see "Codes" tab for codes to be used in table
 Note: see "Example" tab for guideline on filling the table
 Note: If a vessel currently holds an IMO number, it must be reported in its information. Further, it is expected that all vessels greater than 24 m would be able to provide IMO numbers by 2015

Entry #	IOTC Record Number (if allocated)	Vessel name	National vessel registration number	IMO number (if any)	Previous name(s) of vessel (if any)	Previous flag(s) of vessel (if any)	Details of previous registry deletions (if any)	International Radio Call Sign (if any)	Port of registration	Vessel type (code)	Gear used (code)	Vessel LOA (m)	Vessel tonnage (GT)	Period of authorisation FROM (fishing / transhipping)	Period of authorisation TO (fishing / transhipping)	Name of owner	Address of owner	Name of operator	Address of operator
1		Deep Sea-02	F-6250					32JI	Chittagong	TW	GL	35	227.8	01/01/2017	31/12/17		M/S Deep Sea Fishers Ltd.CPA Complex, Sadarghat, Chittagong		
2		SRL-01	F-6249					S2QR	Chittagong	TW	GL	35	227.8	01/01/2017	31/12/17		M/S Sea Resources Ltd. CPA Complex, Sadarghat, Chittagong.		
3		SRL-02	F-6585					S2JA	Chittagong	TW	GL	36	228	01/01/2017	31/12/17	do			
4		SRL-04	F-6482					M2JF	Chittagong	TW	MT	36	250	01/01/2017	31/12/17	do			
5		SRL-05	F-6586					S2JC	Chittagong	TW	MT	36	228	01/01/2017	31/12/17	do			
6		SRL-07	F-6129					S2JE	Chittagong	TW	MT	35	227.8	01/01/2017	31/12/17	do			
7		SRL-08	F-6483					S2JF	Chittagong	TW	MT	36	250	01/01/2017	31/12/17	do			
8		Fisher-01	F-6413					S2XY	Chittagong	TW	GL	36	250	01/01/2017	31/12/17	do			
9		Fisher-02	F-6498					32XZ	Chittagong	TW	GL	36	239	01/01/2017	31/12/17	do			
10		Fisher-03	F-6414					X2XW	Chittagong	TW	GL	36	250	01/01/2017	31/12/17	do			
11		Fisher-04	F-6499					X2XX	Chittagong	TW	GL	36	239	01/01/2017	31/12/17	do			
12		Deep Sea-01	F-5158					32JI	Chittagong	TW	GL	24.95	154.89	01/01/2017	31/12/17	do			
13		Deep Sea-03	F-6331					32ED	Chittagong	TW	GL	35	229.8	01/01/2017	31/12/17	do			
14		SRL-03	F-6330					32JI	Chittagong	TW	MT	35	229.8	01/01/2017	31/12/17	do			
15		SRL-06	F-5159					S2JD	Chittagong	TW	MT	24.95	155	01/01/2017	31/12/17	do			
16		Sunghon	F-5701					S2FV	Chittagong	TW	GL	30	147.66	01/01/2017	31/12/17		M/S Baycol Fisheries, P#149, S# 2, Mirpur, Dhaka.		
17		Lina	F-7893					S2XB	Chittagong	TW	MT	37.8	225	01/01/2017	31/12/17		Super Sea Fish Ltd. Elite House, CDA Avenue, Nasirabad, Chittagong.		
18		Maritime-05	F-7496					S2FV	Chittagong	TW	MT	42	331	01/01/2017	31/12/17		M/S Mahmud Fish Traders,149/1/A, Shah Ali Bag, Section-2, Mirpur, Dhaka.		
19		Maritime-01	F-6519					S2FV	Chittagong	TW	MT	37	252	01/01/2017	31/12/17		M/S Marine Explorers Ltd.34, Section-01, Mirpur, Dhaka.		
20		Maritime-02	F-6520					S2FV	Chittagong	TW	MT	37.3	295	01/01/2017	31/12/17	do			
21		Sea Heart-3	F-7645					N/A	Chittagong	TW	MT	45.4	326	01/01/2017	31/12/17		M/S Sea Star Fishing Ltd.1407 Asadgonj, Chittagong.		
22		Sea Heart-4	F-7786					N/A	Chittagong	TW	MT	43.9	374	01/01/2017	31/12/17	do			
23		Sea Heart-5	F-7785					N/A	Chittagong	TW	MT	38.5	304	01/01/2017	31/12/17	do			
24		Sea Heart-1	F-7566					N/A	Chittagong	TW	MT	41.4	331	01/01/2017	31/12/17	do			
25		Sea Heart-2	F-7631					N/A	Chittagong	TW	MT	38.5	300	01/01/2017	31/12/17	do			
26		Sea Heart-6	F-9287					VHF	Chittagong	TW	MT	41.4	386	01/01/2017	31/12/17	do			
27		Sea power-1	F-7779					S2FV	Chittagong	TW	MT	46	342	01/01/2017	31/12/17		M/S Sea Power Fishing Limited,93 Sohrawardy Avenue, Flat # H, Baridhara, Dhaka.		
28		Meghna-03	F-7793					S2XD	Chittagong	TW	MT	40.6	292	01/01/2017	31/12/17	do			
29		Sea Power-2	F-7787					S2FV	Chittagong	TW	MT	39.5	310	01/01/2017	31/12/17	do			
30		Meghna-5	F-6811					S2FV	Chittagong	TW	MT	44.5	225	01/01/2017	31/12/17	do			

31	BLUE MT-1	F-8763				S2FV	Chittagong	TW	MT	42.5	312	01/01/2017	31/12/17		M/S Blue Harbour Fishing Ltd. 754/777 Ikbal Road, Fishery Ghat, Chittagong.		
32	BLUE MT-7	F-8813				S2FV	Chittagong	TW	MT	42.5	316	01/01/2017	31/12/17		do		
33	MADINA-2	F-8287				N/A	Chittagong	TW	MT	26.61	96	01/01/2017	31/12/17		M/S Arafat Marine Fishing, 111/1 Ikbal Road, Fishery Ghat, Patharghata, Chittagong.		
34	King Fisher	F-8314				N/A	Chittagong	TW	MT	38.5	282	01/01/2017	31/12/17		M/S Continental Marine Fisheries Ltd. Bengal Ship House, 73 Agrabad C/A, Chittagong.		
35	Orca	F-7938				N/A	Chittagong	TW	MT	40.5	328	01/01/2017	31/12/17		do		
36	Gladiator	F-7784				N/A	Chittagong	TW	MT	45.55	668	01/01/2017	31/12/17		do		
37	Desperado	F-6437				S2FV	Chittagong	TW	MT	39.6	348	01/01/2017	31/12/17		do		
38	Hearty	F-6440				S2FV	Chittagong	TW	MW	33.5	315	01/01/2017	31/12/17		do		
39	Ark	F-6488				S2FV	Chittagong	TW	MW	36	215	01/01/2017	31/12/17		do		
40	Sea Master	F-6450				N/A	Chittagong	TW	MW	40	363	01/01/2017	31/12/17		do		
41	Labiba	F-6598				N/A	Chittagong	TW	MW	35	275	01/01/2017	31/12/17		M/S Urmi Shipping Co. Ltd. 235/B, Tajgoan I/A Dhaka-1208.		
42	Bata	F-4342				N/A	Chittagong	TW	MT	26.5	114.31	01/01/2017	31/12/17		Ayub Monowara Fisheries. 317, S.A. Chamber, Strand Road, Majirghat, Chittagong.		
43	Satellite-3	F-7746				N/A	Chittagong	TW	MT	26.22	96	01/01/2017	31/12/17		M/S Ali & Brothers. 7, Abhoy Mitra Lane, Fireengee Bazar, Kotwali, Chittagong.		
44	F Karim-1	F-6529				N/A	Chittagong	TW	MT	35	275	01/01/2017	31/12/17		M/S Starport Bangladesh (Pte) Ltd, Al-Islam Chamber (4 th Floor), Agrabad C/A,		
45	Khadem Ali-1	F-6769				S2GP	Chittagong	TW	MT	35	275	01/01/2017	31/12/17		do		
46	S Nahar-1	F-6768				S2GP	Chittagong	TW	MT	35	275	01/01/2017	31/12/17		do		
47	Shuktara	F-7499				S2DD/0215	Chittagong	TW	MT	41.88	445	01/01/2017	31/12/17		M/S Crystal Fisheries Ltd, 261 Majirghat Road, Chittagong.		
48	Chingri	F-7870				S2DC	Chittagong	TW	MT	39.92	268	01/01/2017	31/12/17		do		
49	Crystal-1	F-6532				S2GM/2131	Chittagong	TW	MT	39.88	222	01/01/2017	31/12/17		do		
50	Crystal-2	F-6735				S2GM/2131	Chittagong	TW	MT	39.88	222	01/01/2017	31/12/17		do		
51	Crystal-8	F-8822				S2CV/2154	Chittagong	TW	MT	40	326	01/01/2017	31/12/17		do		
52	Crystal-9	F-8890				S2CA/0215	Chittagong	TW	MW	40	272	01/01/2017	31/12/17		do		
53	Usha	F-7500				S2DC/2149	Chittagong	TW	GL	41.88	445	01/01/2017	31/12/17		do		
54	Crystal 7	F-8633				S2CG	Chittagong	TW	MW	40	328	01/01/2017	31/12/17		do		
55	Eden -1	F-6486				S2UM	Chittagong	TW	MT	38	354	01/01/2017	31/12/17		M/S Eden Fisheries H# 2-2/A, R# 4, DOHS (Old), Banani, Dhaka.		
56	Eden-2	F-6627				S2UR	Chittagong	TW	MT	38	354	01/01/2017	31/12/17		do		
57	Karnatari	F-6777				N/A	Chittagong	TW	MT	34.5	228	01/01/2017	31/12/17		do		
58	Mitali	F-7925				N/A	Chittagong	TW	MT	36.5	322	01/01/2017	31/12/17		M/S A & M Trawlers Ltd. 27 Sadarghat Road, Chittagong.		
59	Meenakshi	F-6731				N/A	Chittagong	TW	MT	25	72				B.F.D.C., Fish Harbar, Chittagong.		
60	Ocean-4	F-7698				S2FV	Chittagong	TW	MT	34	286				M/S Golden Fisheries. Sadat Mansion, Sadarghat, Chittagong.		
61	Baracuda	F-7939				N/A	Chittagong	TW	MT	40	320	01/01/2017	31/12/17		M/S R Amin & Brothers, T & T Masjid Market, Agrabad, Chittagong.		
62	Shah Badar-1	F-7857				N/A	Chittagong	TW	MT	26.53	148	01/01/2017	31/12/17		M/S Rafique & Brothers. 26 Ikbal Road, Fishery Ghat, Chittagong.		
63	Kohinoor-2	F-7727				N/A	Chittagong	TW	MT	26.3	116				M/S Kohinoor Traders, 29 Ikbal Road, Fishery Ghat, Chittagong.		
64	Amader Ocean	F-6723				N/A	Chittagong	TW	MT	39.4	308	01/01/2017	31/12/17		M/S Amader Ocean Fishing Ltd. Suit # 10-13, Shanta Western Tower, Tejgoan, Dhaka-		
65	Ayub Monowara-2	F-6767				N/A	Chittagong	TW	MT	31.2	180	01/01/2017	31/12/17		do		
66	Shahjalal-2	F-8003				2S-2LIMA	Chittagong	TW	MT	41.5	262	01/01/2017	31/12/17		M/S Sirajul Islam Chowdhury Trawlers Ltd. CDA Plot # 50, Fozderhat I/A, Chittagong.		
67	Tashfiq	F-8661				S2XE	Chittagong	TW	MT	41	350	01/01/2017	31/12/17		M/S Deep Sea Trawling Company Ltd. CDA Annex Building, 2 nd Floor, Kotwali, Ctg.		
68	Sania	F-6625				S2GH	Chittagong	TW	MT	39.88	223	01/01/2017	31/12/17		M/S Deep Sea Trawling Co. Ltd. CDA Annex Building, Chittagong.		
69	Zinia	F-6626				S2GJ	Chittagong	TW	MT	39.88	223	01/01/2017	31/12/17		M/S Deep Sea Trawling Co. Ltd. CDA Annex Building (2 nd floor), Kotwali, Chittagong.		
70	Momya	F-8860				S2XE	Chittagong	TW	MT	41	353	01/01/2017	31/12/17		do		
71	Chattagram	F-6667				S2GH	Chittagong	TW	MT	35	190	01/01/2017	31/12/17		Md. Shahjahan, House # 20, Road # 01, Block # 01, Halisahar, Chittagong.		
72	Universal-4	F-6495				S2GH	Chittagong	TW	MT	35	251	01/01/2017	31/12/17		M/S Universal Shipping & Trawling Co. Ltd. 95 Agrabad C/A, Chittagong.		
73	Comilla	F-6851				S2GH	Chittagong	TW	MT	36.5	250	01/01/2017	31/12/17		M/S Karnaphuly Sea Fisheries Ltd. 944/A, Strand Road, Majirghat, Double Mooring,		

74	Dhaka	F-6669				N/A	Chittagong	TW	MT	41.84	260	01/01/2017	31/12/17		do		
75	Zaran	F-6487				S2EJ	Chittagong	TW	MT	36	225	01/01/2017	31/12/17		M/S Meenhar Marine Foods Ltd. 58, Agrabad C/A, 4th Floor, Chittagong.		
76	Hafez Bari	F-6818				N/A	Chittagong	TW	MT	36	254	01/01/2017	31/12/17		M/S Hafez Zamir Uddin Fisheries Ltd. 944/A, Strand Road, Majirghat, Chittagong.		
77	Hafez Zamiruddin	F-6819				N/A	Chittagong	TW	MT	36	254	01/01/2017	31/12/17		do		
78	Mehriz	F 6530				S2GL02128	Chittagong	TW	MT	39.88	222	01/01/2017	31/12/17		M/S Friends Fishing Corporation Ltd. 21/22, Akhtaruzzaman Center (7th Floor), Agrabad C/A, Chittagong.		
79	Speed-1	F-6500				S2TY	Chittagong	TW	MT	39.88	222	01/01/2017	31/12/17		M/S Speed Sea Fish Co. Ltd. Printers Building, Rajuk Avenue, Dhaka.		
80	Speed-2	F-6501				S2TY	Chittagong	TW	MT	39.88	222	01/01/2017	31/12/17		do		
81	Long Fin-1	F-7461				S2DE	Chittagong	TW	MT	36	292	01/01/2017	31/12/17		M/S Independent Fisheries Ltd. National House (1st Floor), 109 Agrabad C/A,		
82	Long Fin-2	F-7462				S2DF	Chittagong	TW	MT	36	292	01/01/2017	31/12/17		do		
83	Haque	F-6840				N/A	Chittagong	TW	MT	36	254	01/01/2017	31/12/17		M/S Haque Aquaculture (Pvt.) Ltd. 37/2, Purana Palton Line, Dhaka-1000.		
84	Bandhan	F-1762				S2SK	Chittagong	TW	GL	30	192.71				Bengal Fisheries Ltd. Road # 04, Khulshi R/A, Chittagong.		
85	Joutha Jatra	F-1763				S2SW	Chittagong	TW	GL	30	192.71	01/01/2017	31/12/17		Do		
86	Joutha Udyam	F-1764				S2SZ	Chittagong	TW	GL	30	192.71	01/01/2017	31/12/17		Do		
87	Mita	F-1761				S2SW	Chittagong	TW	GL	30	192.71	01/01/2017	31/12/17		do		
88	Maghferat	F-5018				S2EH	Chittagong	TW	GL	29.81	219.82	01/01/2017	31/12/17		M/S Bay Trawling Ltd. 103, Agrabad C/A, Chittagong.		
89	Nezat	F-5396				SZEG	Chittagong	TW	GL	29.81	223	01/01/2017	31/12/17		do		
90	Rahmat	F-6338				S2EF	Chittagong	TW	GL	29.81	234.21	01/01/2017	31/12/17		do		
91	Seyam	F-3983				S2EE	Chittagong	TW	GL	29.81	226.4	01/01/2017	31/12/17		do		
92	Nobi	F-113				S2HQ	Chittagong	TW	GL	31	127.89	01/01/2017	31/12/17		M/S Bangladesh Marine Food (Export) Ltd. 19, Strand Road, Banglabazar, Chittagong.		
93	Moin	F-114				S2HQ	Chittagong	TW	GL	30.73	124.79	01/01/2017	31/12/17		do		
94	Theodor-2	F-116				S2XB	Chittagong	TW	GL	24.24	173.96	01/01/2017	31/12/17		Super Sea Fish (PVT.) Ltd. Elite House, CDA Ave, Nasirabad, Chittagong.		
95	Imam-3	F-1623				S2KR	Chittagong	TW	GL	36.66	194.9	01/01/2017	31/12/17		Meenhar Marine Foods Ltd. 58 Agrabad C/A, Chittagong.		
96	RSR-1	F-119				S2KM	Chittagong	TW	GL	33.45	199.24	01/01/2017	31/12/17		do		
97	Meenhar-2	F-4380				S2JV	Chittagong	TW	GL	39.3	193.15	01/01/2017	31/12/17		do		
98	Imam-1	F-1621				S2KR	Chittagong	TW	GL	23.3	184.94	01/01/2017	31/12/17		do		
99	Hasikin -10	F-340				SR-C807	Chittagong	TW	GL	25.2	151.65	01/01/2017	31/12/17		M/S Hasikin Bangladesh Ltd. House#255, Road#0 5, CDA R/A, Agrabad, Chittagong.		
100	Moitri-S	F-152				S2XC	Chittagong	TW	GL	31	148.23	01/01/2017	31/12/17		M/S Shimizu Specialized Fishing Pvt. Ltd. House#420, Road#11, CDA R/A, Agrabad,		
101	MOITRI-T	F-6353				BH2742	Chittagong	TW	GL	42.65	273.48	01/01/2017	31/12/17		do		
102	AHM-1	F-159				S2KW	Chittagong	TW	GL	41.09	212.79	01/01/2017	31/12/17		M/S Ahammed & Hakodate Marine Fishing Ltd. Dhanshiri House#5,Road#88, Gulshan-		
103	AHM-2	F-160				S2KX	Chittagong	TW	GL	43.49	299.8	01/01/2017	31/12/17		do		
104	Meghna 1	F-9172				VHF	Chittagong	TW	GL	45	363	01/01/2017	31/12/17		North Bay Fishing Ltd., 420 Agrabad, Chittagong.		
105	Amima-1	F-6528				S2UR	Chittagong	TW	GL	40.6	310	01/01/2017	31/12/17		M/S Techno Deep sea fisheries, 114 Gulshan Avenue, Dhaka.		
106	Zam Zam 1	F 8809				N/A	Chittagong	TW	MW	45	349	01/01/2017	31/12/17		M/S Sarkar fish trading Ltd., 20 Electric lane, Reazuddin bazaar, Chittagong.		
107	Sea power 4	F 8638				N/A	Chittagong	TW	GL	45.5	314	01/01/2017	31/12/17		M/S Techno Fishing, 56 Dikusha C/A, Dhaka. Al islam Chamber, 4th floor, 91 Agrabad		
108	Agro Food -1	F-8953				S2HX	Chittagong	TW	MW	42	492	01/01/2017	31/12/17		Agro Food Services Ltd. CPA Complex, Sadarghat, Chittagong.		
109	Agro Food -3	F-8952				S2HW	Chittagong	TW	MW	42	492	01/01/2017	31/12/17		do		
110	Agro Food-4	F-8954				S2HY	Chittagong	TW	MW	42	492	01/01/2017	31/12/17		do		
111	Blue North-1	F-8770				N/A	Chittagong	TW	MW	41.5	392	01/01/2017	31/12/17		M/S Blue North Fisheries, 69, Agrabad C/A, Chittagong.		
112	Eurostar-1	F-8892				S2CY/2157	Chittagong	TW	MW	40	356				Eurostar Trading House Ltd., 590, Utar Kattali, Chittagong.		
113	Peoples-1	F-8916				S2CZ	Chittagong	TW	MW	40	356	01/01/2017	31/12/17		M/S Peoples Shipping Ltd., Suite # 502, BGMEA Complex, Pantha path, Dhaka.		
114	Peoples-2	F-8982				S2PA	Chittagong	TW	MW	40	359	01/01/2017	31/12/17		do		
115	Naz Moin	F-9222				S2PD	Chittagong	TW	MW	36	258	01/01/2017	31/12/17		Abul Hasnat Abdullah Co. Ltd., H # ka/13/A, Kalachadpur, Gulshan, Dhaka		

116	Sirichai Discovery	F-9228				S2CY/	Chittagong	TW	GL	49.4	509	01/01/2017	31/12/17		M/S Amena Fishing, Itchad point, 615 Nur Ahmed Road, Chittagong.		
117	Crescent-4	F-9063				S2PB	Chittagong	TW	GL	40	356	01/01/2017	31/12/17		M/S Crescent Shipping & Trawling Company, Commercial Court, Agrabad, Chittagong.		
118	Orchaipattan	N/A				N/A	Chittagong	TW	GL	54	562				Dovash Shipping Lines, 116, Strand Road, Chittagong.		
119	Flamingo	F-6479				N/A	Chittagong	TW	GL	26.2	77.5	01/01/2017	31/12/17		M/S Continental Marine Fisheries		
120	Satabdhi Hye 78	F-7966				N/A	Chittagong	TW	GL	34	134	01/01/2017	31/12/17		Satabdhi Hye Bd, 46/1 Purana Palton, Dhaka.		
121	Shah Amanat 77	N/A				N/A	Chittagong	TW	GL	27.74	143	01/01/2017	31/12/17		M/S Nabi Shah Fish Enterprise 379/1, Strand road, Chittagong.		
122	Safal	N/A				N/A	Chittagong	TW	GL	27.4	174	01/01/2017	31/12/17		M/S MN Ice & Fish Processing, Charpatharghata, Chittagong.		
123	S.T. Chowdhury	F-9299				N/A	Chittagong	TW	GL	26.54	116	01/01/2017	31/12/17		M/S Shah Ohidia Marine Fishing, 111/1 Fishery ghat, Chittagong.		
124	Sinnumchai 29	N/A				N/A	Chittagong	TW	GL	38.5	336	01/01/2017	31/12/17		M/S Belayet Navigation, Suit # 8, Sky point, 175 B. nagar, Dhaka.		
125	Shahpuri 1	N/A				N/A	Chittagong	TW	GL	27	102				M/S Shahpuri Fishing Ltd., 335 SM Ali road, Lalkhan Bazar, Chittagong.		
126	Unico 15	F-6477				N/A	Chittagong	TW	GL	28.66	213.86				M/S Unico Ltd, 34 Darus salam, Section 1, Mirpur, Dhaka.		
127	R Hasan 1	N/A				N/A	Chittagong	TW	GL	25.92	122				Mr. Elias Sowdhagor, 599 Dabalmooring, Chittagong.		
128	Fishmark	F-7771				N/A	Chittagong	TW	GL	52.8	462	01/01/2017	31/12/17		Banga Fishing & Shipping Ltd., 24/A Bijoyagar, Dhaka-1000.		
129	Six Star-2	F-6472				N/A	Chittagong	TW	GL	24	89	01/01/2017	31/12/17		M/S Six Star Corporation, 319 Ashraf Ali Road, Chittagong.		
130	Ayub Monowara-3	F-6766				N/A	Chittagong	TW	GL	31.3	180				M/S Reliance Shipping Lines, 84 Shanti nagar, Dhaka-1000.		
131	Orsirichai-29	N/A				N/A	Chittagong	TW	GL	39.5	332				M/S Ayub Monowara Fisheries, S A Chamber, Mazirghat, Chittagong.		
132	Rainbow 1	F 8021				N/A	Chittagong	TW	GL	40.00	302				M/S Rainbow Seafoods Ltd., 263 Jubilee road, Chittagong, Bangladesh.		
133	S. & A Of Bay Of Bengla	F-9295				S2XD	Chittagong	TW	MT	40.00	415.00	01/01/2017	31/12/17		M/S S & A Of Bay of Bengal , 721,CDA Avenue Buld. (5th Floor), Nasirabad, Ctg.		
134	Madina-1	F-8386				X	Chittagong	TW	MT	23.80	144.00	01/01/2017	31/12/17		M/S Arafat Marine Fishing, 111/1, Siraj Sowdagar Buliding(2nd Floor), Iqbal Road, Fisharyghat, Ctg.		
135	Shah Amanat-4	F-8640(TP)				X	Chittagong	TW	MT	26.50	95.00	01/01/2017	31/12/17		M/S Hazrat Shah Amanat Trading , Muhuripara, Uttar Agrabad, Ctg.		
136	Eurostar-2	F-9634				S2PG102168	Chittagong	TW	MT	40.00	349.00	01/01/2017	31/12/17		TH Fishing, BGMEA Bhaban (9th Floor), Block-C, Jawatala Road, South Khulshi, Ctg.		
137	Lakhua	F-8632				S2QL	Chittagong	TW	MT	48.50	456.00	01/01/2017	31/12/17		M/S Salata Fishing Ltd, Monjur Bulid(3rd floor) 67 Agrabad C/A, CTG		
138	Shimanta-1	F-9719					Chittagong	TW	MT	41.00	331.00	01/01/2017	31/12/17		M/S Simanto Shiping Lines, Zirani Bazar, Kasimpur, Gazipur Sadar, Dhaka.		
139	Jannat	F-7942				X	Chittagong	TW	MT	22.50	88.00	01/01/2017	31/12/17		M/S Sha Amanat Tradres, Room -34, (2nd Floor) BFDC Market, Monoharkhali, CTG		
140	Peninsula-2	F-6521				S2UN	Chittagong	TW	MT	38.00	354.00	01/01/2017	31/12/17		M/S Peninsula Fishing Ltd, BSRS Bhaban, 12 Kawran Bazar, C/A, Dhaka		
141	Falcon	F-6474				X	Chittagong	TW	MT	19.82	76.74	01/01/2017	31/12/17		M/S Unique Traders, Sourth Salimpur, Zafrabad, 4317 Sitakunda, Ctg.		
142	Amuse Nowshin	F-9445					Chittagong	TW	MT	41.00	331.00	01/01/2017	31/12/17		Amuse Deep sea fishing Ltd, Hossain Chamber(1st floor) North West 105, Agrabad, Ctg		
143	Alliance-01	F-9493				S2BT/02165	Chittagong	TW	MT	41.00	340.00	01/01/2017	31/12/17		M/S Deep Sea Resources, 572, Strand Road, Ctg		
144	Shatabdi Hye MFV-77	F-8716				X	Chittagong	TW	MT	23.00	82.00	01/01/2017	31/12/17		Shatabdi Hye Bangladesh Ltd, 46/1 Purana Palton, Soban manson (4th floor) Dhaka-1000.		
145	Leo	F-8658				X	Chittagong	TW	MT	27.00	141.00	01/01/2017	31/12/17		M/S ARK Fishing, 73,Agrabad, C/A, Ctg.		
146	Radiance-1	F-9755				N/A	Chittagong	TW	MT	41.00	331.00	01/01/2017	31/12/17		M/S Radiance Shipping Lines, House-521,Road No-10, DOHS Baridhara, Dhaka		
147	Eurostar-1	F-8892				S2CY/02157	Chittagong	TW	MT	40.00	356.00	01/01/2017	31/12/17		Eurostar Trading House Ltd., 590, Colonel Jones Road, Uttar Kattali, Chittagong.		
148	Alliance-03	F-9662				S2CD/02167	Chittagong	TW	MT	41.00	340.00	01/01/2017	31/12/17		Shahnewaz Sea Foods (Pvt) Ltd, 37, Rupsa Strand Road, Khulna.		
149	Alliance-02	F-9661				S2BW/0216	Chittagong	TW	MT	41.00	340.00	01/01/2017	31/12/17		Meghna Ship Builders & Dock Yard Ltd, Fresh Villa House #15, Road# 34, Gulshan-1, Dhaka		
150	Bibi-3	F-8656				X	Chittagong	TW	MT	21.65	56.00	01/01/2017	31/12/17		Bibi Sea Foods, 370, Strand Road , Majirghat, Ctg.		
151	Hazrat Garib Ali Shah-1	F-8859(TP)				S-2FV	Chittagong	TW	MT	26.15	108.00	01/01/2017	31/12/17		Mr. Elias Sowdhagor(Co-Petitioner) , 599 Dabalmooring, Chittagong.		
152	Rangachowka	F-4723				VHF-16/12	Chittagong	TW	MT	22.70	112.36	01/01/2017	31/12/17		M/S The Som Fish Ltd, 15 Strand Road, Majirghat, Ctg.		
153	Borthers-2	F-8924				X	Chittagong	TW	MT	25.80	92.00	01/01/2017	31/12/17		M/S Rupchanda Supplier, Fisheryghat, Iqbal Road, patharghata, Ctg.		

154	Noorjahan-1	F-8742				X	Chittagong	TW	MT	22.82	126.00	01/01/2017	31/12/17		M/S Saiful Enterprise, 599/A Avoymitra Ghat, Kotowali, Ctg.		
155	Marine Bird-2	F-8782				S-2FV	Chittagong	TW	MT	30.50	84.00	01/01/2017	31/12/17		Ayesha Fishing Bird Ltd. 15 Strand Road, Majirghat, Ctg.		
156	Creative 1	F-9448				N/A	Chittagong	TW	MT	41.00	330.00	01/01/2017	31/12/17		Sornali International Ltd. 04 Dilkusha C/A (1st & 2nd Floor), Dhaka-1000		
157	Zanjabil	F-106				S201	Chittagong	TW	MT	73.47	126.75	01/01/2017	31/12/17		M/S Ali & Brothers, 7Abhoy Mitra Lane, Feringee Bazar, Ctg-4000		
158	Triratnow-1	F-8007(TP)					Chittagong	TW	MT	23.80	91.00	01/01/2017	31/12/17		Mirja Fishing Company, Vill-Ichanagar, Karnafully, Ctg.		
159	Sumon	F-6217				X	Chittagong	TW	MT	24.00	92.80	01/01/2017	31/12/17		M/S Madina Fishing Co. House-683/5-A, North Kaprul, Ibrahimpur, Dhaka.		
160	Isabh-1	F-8579(TP)				X	Chittagong	TW	MT	23.00	85.00	01/01/2017	31/12/17		M/S Ishaba Deep Sea Fishing Enterprise, Islam Manson, Daiya Para, Agrabad, Ctg.		
161	Aquamarin	F-5561				S2YY	Chittagong	TW	MT	22.75	115.40	01/01/2017	31/12/17		M/S Deep Sea Navigators Ltd, Halim mansion, Strand Road, Ctg.		
162	Partex-1	F-9777				S2PX102177	Chittagong	TW	MT	40.00	349.00	01/01/2017	31/12/17		M/S Sakhi Fisheries Ltd. 74 Bir Uttam A.K Khandakar Sharak, Mohakhali, C/A, Dhaka-1212		
163	Rahmanur Rahim	F-7943				8244.06	Chittagong	TW	GL	25.00	127.00	01/01/2017	31/12/17		M/S Unique Fishing Co. 533 S.K. Mujib Road, Agrabad, Ctg.		
164	Q.N-1	F-9657				S2PJ/02170	Chittagong	TW	GL	40.00	340.00	01/01/2017	31/12/17		M.N Fishing Ltd, 139/7 Banijja Kiron, SK Mujib Road, Agrabad, Ctg.		
165	Penguin	F-8659				S2FV	Chittagong	TW	GL	23.78	109.00	01/01/2017	31/12/17		M/S Shah Jamal Fish Traders, 333 Sadarghat Road, Ctg.		
166	CML Labiba	F-9446				N/A	Chittagong	TW	GL	41.00	330.00	01/01/2017	31/12/17		Apon Emport Center Ltd, 100 Strand Road, Kulsuma Buliding(1st Floor), Ctg.		
167	CML Labiba -2	F-9519				S2AA2	Chittagong	TW	GL	41.68	333.13	01/01/2017	31/12/17		Mahim Trade Link Ltd, Dhanmondi, Dhaka-1205		
168	Zilani	F-7831(TP)				X	Chittagong	TW	GL	23.50	107.00	01/01/2017	31/12/17		M/S Al-Raihan Sea Fish Enterprize, 786 Strand Road, Ctg.		
169	Arif-1	F-8978(TP)				X	Chittagong	TW	GL	24.00	101.00	01/01/2017	31/12/17		M/S Arif Trading, 111/1 Hazi Md. Sirajul Bulding, Iqbal Road, Fisheryghat, Ctg		
170	Meen Shandhani	F-6267				X	Chittagong	TW	GL	21.90	124.50	01/01/2017	31/12/17		M/S Fiyaz Marine Ltd, 23/KA New Eskatun Road, Choudhury Center, Ramna, Dhaka-1000		
171	S.S Sea Star-2	F-8863				X	Chittagong	TW	GL	24.30	112.00	01/01/2017	31/12/17		M/S S.S Sea Star Fishing, 808 west Madarbari, Ctg.		
172	Fish Bird-1	F-8884				S2FV	Chittagong	TW	GL	28.00	202.00	01/01/2017	31/12/17		M/S Fish Techno Associates, 15 Strand Road, Majirghat, Ctg.		
173	Q.N-2	F-9658				S2PK/02171	Chittagong	TW	GL	40.00	340.00	01/01/2017	31/12/17		Progressive Fishing Ltd, Hakim Build, SK Mujib Road, 1668 Agrabad, Ctg		
174	Meghna-3	F-7793				X	Chittagong	TW	GL	40.60	292.00	01/01/2017	31/12/17		M/S North Bay Fishing Ltd, 93 Surwardi Avenue, Flat # H, Baridhara, Dhaka		
175	T.R Desney	F-9323				S2cy/01376	Chittagong	TW	GL	49.00	536.00	01/01/2017	31/12/17		M/S Amena Fishing, EPIC Ittehad point, (Level-5) Nur Ahammad Road, Chittagong.		
176	F MC Oishi	F-9447					Chittagong	TW	GL	41.00	331.00	01/01/2017	31/12/17		M/S Friedes Multitrad Co. House-14, Road-01, O.R Nizam Road, Ctg.		
177	Imam-2	F-1622				X	Chittagong	TW	GL	24.30	184.94	01/01/2017	31/12/17		Rafi Sea Fish Enterprize, 377 Strand Road, Majirghat, Ctg.		
178	Jaguar	F-7647				S2FV	Chittagong	TW	GL	21.50	103.00	01/01/2017	31/12/17		Continental Marine Fisheries Ltd, Iqbal Bhaban, 73 Agrabad, C/A, Ctg.		
179	Joe-Endeavour	F-6628				S2uXK/021	Chittagong	TW	GL	37.50	285.00	01/01/2017	31/12/17		Shadat Transport Syatem Ltd, 73 Agrabad, C/A, Ctg.		
180	Paride	F-7630				X	Chittagong	TW	GL	37.00	325.00	01/01/2017	31/12/17		M/S Continental Logistics Ltd, Iqbal Bhaban, 73 Agrabad, C/A, Ctg.		
181	Koral	F-121				S2FN	Chittagong	TW	GL	83.50	152.56				Bangladesh Fisheries Development Coporatioa, Fish Harbour, Ctg.		
182	Silver Sea-01	F-8815				S-2FV	Chittagong	TW	GL	39.50	298.00	01/01/2017	31/12/17		Eden Fisheries Ltd, Road-2/2A, House -4 , DOSH(old) Banani, Dhaka.		
183	Ichanagar-01	F-8087				X	Chittagong	TW	GL	20.00	72.00	01/01/2017	31/12/17		M/S Cool Fish, Al-islam chamber (4th Floor), 91 Agrabad, C/A Ctg.		
184	Mohishowar-01	F-129				S2XM	Chittagong	TW	GL	27.50	160.00	01/01/2017	31/12/17		Trimar & Marlinz (Pvt) Ltd, Islam Mansion, Dayapara, Agrabad, Ctg.		
185	Mohishowar-02	F-130				S2XN	Chittagong	TW	GL	27.50	160.00	01/01/2017	31/12/17		Trimar & Marlinz (Pvt) Ltd, Islam Mansion, Dayapara, Agrabad, Ctg.		
186	Tanzim Takrim	F-8854				X	Chittagong	TW	MT	40.60	308.00	01/01/2017	31/12/17		A.B Fish Resources Ltd, Middel Halishahar, Bandar, Ctg.		
187	Dolphin	F-4635				S2FV	Chittagong	TW	GL	21.95	108.19	01/01/2017	31/12/17		M/S Cool Fish, Al-islam chamber (4th Floor), 91 Agrabad, C/A Ctg.		
188	Shahjalal-1	F-108				S-2SK	Chittagong	TW	GL	71.06	114.78	01/01/2017	31/12/17		M/S Sirajul Islam Chowdhury Trawlers Ltd, CDA .Plot # 50, Sagarika Road, Ctg.		
189	Agro Food-2	F-9870				S2AA5	Chittagong	TW	MT	41.00	386.00	01/01/2017	31/12/17		M/S Agro Food Services Ltd, Rangas Bhaban, Lavel-2, 117/A, Old Air Port Road, Tejgaon, Dhaka.		
190	JK-1	F-9653				S2PL/02172	Chittagong	TW	MT	42.00	560.00	01/01/2017	31/12/17		M/S M.R Fishing Ltd, JK Tower, Level-4, K.C Dey Road, Nandan Kannon, Ctg.		
191	JK-2	F-9654				S2H0/02169	Chittagong	TW	MT	42.00	560.00	01/01/2017	31/12/17		M.M Fishing Ltd, Green Oranando, (3rd & 4th Floor), KA-42/4, Praghati Sarani, Baridhara, Dhaka.		
192	JK-3	F-9655				S2PM/02173	Chittagong	TW	MT	40.00	410.00	01/01/2017	31/12/17		M/S Ocean Tiger Bangladesh Green Oranando, (3rd & 4th Floor), KA-42/4, Praghati Sarani, Baridhara, Dhaka.		
193	JK-4	F-9656				S2PN/02174	Chittagong	TW	MT	40.00	410.00	01/01/2017	31/12/17		M/S Ocean Tiger Bangladesh Green Oranando, (3rd & 4th Floor), KA-42/4, Praghati Sarani, Baridhara, Dhaka.		
194	Shabadar-2						Chittagong	TW	GL	18.43	56.00				Enayet Ullah Chowdhury, 74 Dhargarghat, madarbari, Doublemooring, Ctg.		
195	Salam-2						Chittagong	TW	GL	19.92	77.00				Paradises Associate Ltd, 34, Darus Salam Road, Section-1, Mirpur, Dhaka		
196	Sea Bird						Chittagong	TW	GL	20.78	71.00				Nationail Marine Foods Org. 15 Strand Road, Majirghat, Ctg		

197	Bismillah						Chittagong	TW	GL	20.73	73.00					The Som Fish Ltd, 15 Strand Road, Majirghat, Ctg		
198	Fish Hunter						Chittagong	TW	GL	21.08	80.00					Fresh Sea Foods Associate, 15 Strand Road, Majirghat, Ctg		
199	Karnafully-1	F-6469					Chittagong	TW	GL	21.08	83.00	01/01/2017	31/12/17			Bay Resource & Com. 154 Kazi Nazrul Islam Road, Sadarghat, Ctg		
200	Sadman						Chittagong	TW	GL	21.05	80.00					Sadman Sara Rafsan, South Salimpur, 4317 Sitakudda, Ctg.		
201	Marine Harvester-2						Chittagong	TW	GL	19.82	77.00					Marine Aqua Resources, 27 Sadarghat road, Ctg.		
202	Satellite-1						Chittagong	TW	GL	21.83	121.00					Satelite Fishing Ltd, 1847 Halishahar Road, Baparipara, Agrabad, Ctg.		
203	Orion-1						Chittagong	TW	GL	26.00	180.00					Orion Fishing, 950 Agrabad, C/A, Ctg.		
204	Star-1						Chittagong	TW	GL	21.05	78.00					Star Associate, 81/177 Mirzarpull, Ctg		
205	Pawor Source-1						Chittagong	TW	GL	21.60	81.00					Zabed Nazrul islam, Islam Mansion, 73 Diya para, Agrabad, Ctg.		
206	Dream Sea-1						Chittagong	TW	GL							Dream Sea Fishing, Dargarhat Road, East Madarbari, Ctg.		
207	Gold Sea-1						Chittagong	TW	GL	19.30	38.00					Gold Sea Finshing Ltd, Avoy mitraghat, Ctg.		
208	Annwahalowan						Chittagong	TW	GL	31.30	87.00					M/S Masud & Brothers, 287/A-274 Goltaz Market, Khatungonj, Ctg.		
209	Champa						Chittagong	TW	GL	68.20	110.00					Sabuj Engineering, 28 A B Das Line, Firingi Bazar, Ctg		
210	Tohfa						Chittagong	TW	GL	19.80	38.00					Tohfa Finshing Ltd, Agrabad, Ctg		
211	Maya-3						Chittagong	TW	GL	26.25	82.00					Maya Fish Traders Ltd, 34 Sadarghat, Ctg.		
212	S.S Sea Star-1						Chittagong	TW	GL	26.20	96.00					M/S Sea Star Fishing, 808 West Madarbari, Ctg.		
213	Ma Amena-1						Chittagong	TW	GL	19.80	68.00					M/S Rafique & Brothers, 26 Iqbal Road, Ctg.		
214	Sea Queen-1						Chittagong	TW	GL	23.00	106.00					M/S M.M Triding, 36 Sadarghat, Ctg.		
215	Maya-1						Chittagong	TW	GL	21.15	72.00					Maya Fish Traders Ltd, 34 Sadarghat, Ctg.		
216	R. Hasan-2						Chittagong	TW	GL	24.05	118.00					Hazi Abdul Gani Fishing, Purata Bridgeghat, Nur Market, Karnafuly, ctg.		
217	Atlanta Marine-1						Chittagong	TW	GL	24.20	160.00					Sea Parl Fishing, 161, Sadarghat Road, Ctg.		
218	Afif-1						Chittagong	TW	GL	24.00	122.00					M/S Al-Afif Fishing Com., Bari No-468, Road-1, Block-A, Halishahar, Ctg.		
219	Mon Star						Chittagong	TW	GL	24.00	154.00					M/S Jahanara Fishing, 1 No Goli, Kacha Bazar, Holding-599, Dewanhat, Ctg.		
220	M. Ali-2						Chittagong	TW	GL	22.00	92.00					United Fishing Com. 260/6 Yakub Building, Kotwali, Ctg.		
221	Tas-1						Chittagong	TW	GL	25.00	93.00					M/S Tashfiya Triding, 450/1 Sholok bahar, Ctg.		
222	Hazrat Shah Amanat MT-31						Chittagong	TW	GL	24.00	82.00					M/S Hazrat Shah Amannat Trading, Muharipara, North Agrabad, Ctg.		
223	Humaira-1						Chittagong	TW	GL	22.23	100.00					M/S Tofa Fishing, Agrabad, CDA, Ctg.		
224	Juwel						Chittagong	TW	GL	25.61	184.00					Jowel Fishing Trades, 20 Sadarghat, Ctg.		
225	Sadiya						Chittagong	TW	GL	22.50	97.00					Jowel Fishing Trades, 20 Sadarghat, Ctg.		
226	Sahidul-1						Chittagong	TW	GL	22.87	116.00					M/S Shahidul Fish Enterprize, Firingi Bazar, Ctg.		
227	Jouti						Chittagong	TW	GL	30.38	152.00					Sea Grant Fishing, Hazi Ahmmed Market,(2nd Floor) 114 Sadarghat Road, Ctg.		
228	Sunehera-1						Chittagong	TW	GL	22.08	109.00					M/S Sunehera Fishing, 74 Dargarhat Road, Ctg.		
229	Sea Harvest						Chittagong	TW	GL	22.85	77.00					K.M Shahriyar & Brothers, 117 Majirghat, Strand road, Ctg.		
230	Gungchil-1						Chittagong	TW	GL	32.65	137.00					Gangchil fish Traders Ltd, House-3, Road-2, Lane-1, Bolck-L, Halishahar, Ctg.		
231	Rupchanda	F-128					Chittagong	TW	GL	9.00	181.00					BFDC, Matsha Bandar, Ctg.		
232	Garib-E-Newaz	F-105					Chittagong	TW	GL	29.85	155.00					Crystal Fisheries, 261, Majirghat Road, Ctg.		
233	Salsabil	F-107					Chittagong	TW	GL	73.47	127.00					M/S Ali & Brothers, 7Abhoy Mitra Lane, Feringee Bazar, Ctg-4000		
234	Katla	F-110					Chittagong	TW	GL	30.78	211.00					BFDC, Matsha Bandar, Ctg.		
235	Datina	F-111					Chittagong	TW	GL	30.78	214.00					BFDC, Matsha Bandar, Ctg.		
236	Crystal-10	F-9518					Chittagong	TW	MW	40.08	274.00	01/01/2017	31/12/17			Earth Agroo Firms Ltd, 261 Majirghat road, Ctg		
237	Jalwa	F-5794					Chittagong	TW	GL	21.08	111.00	01/01/2017	31/12/17			Marine Fisheries Office, Lease_ Javed Nazrul Islam, Islam Mansion, Diyapar, Ctg.		
238	Galda	F-127					Chittagong	TW	GL	55.05	64.00					BFDC, Matsha Bandar, Ctg.		

