



Korea National Report to the Scientific Committee of the Indian Ocean Tuna Commission, 2022

Haewon Lee, Mi Kyung Lee, Jung-hyun Lim and Youjung Kwon

National Institute of Fisheries Science

216 Gijang-Haeanro, Gijang-eup, Gijang-gun, Busan 46083, Republic of Korea

INFORMATION ON FISHERIES, RESEARCH AND STATISTICS

<p>In accordance with IOTC Resolution 15/02, final scientific data for the previous year was provided to the IOTC Secretariat by 30 June of the current year, for all fleets other than longline [e.g. for a National Report submitted to the IOTC Secretariat in 2022, final data for the 2021 calendar year must be provided to the Secretariat by 30 June 2022)</p>	<p>YES 29/06/2022</p>
<p>In accordance with IOTC Resolution 15/02, provisional longline data for the previous year was provided to the IOTC Secretariat by 30 June of the current year [e.g. for a National Report submitted to the IOTC Secretariat in 2022, preliminary data for the 2021 calendar year was provided to the IOTC Secretariat by 30 June 2022].</p> <p>REMINDER: Final longline data for the previous year is due to the IOTC Secretariat by 30 Dec of the current year [e.g. for a National Report submitted to the IOTC Secretariat in 2022, final data for the 2021 calendar year must be provided to the Secretariat by 30 December 2022].</p>	<p>YES 29/06/2022</p>
<p>If no, please indicate the reason(s) and intended actions:</p>	



Executive Summary

The number of active vessels in 2021 was 5 for longline fishery and 2 for purse seine fishery. With this fishing capacity, Korean tuna longline fishery caught 1,016 ton in 2021, which was 66% lower than that of 2020. The fishing efforts in 2020 were 4,981 thousand hooks. The fishing efforts averaged for 5 recent years (2016-2020) were 5,851 thousand hooks and distributed in the western tropical areas around 0-20°S as well as in the western and eastern areas around 20°S-40°S. Since 2015, some vessels have moved to the western tropical area between 5°N-10°S to fish for bigeye tuna and yellowfin tuna. In 2020, Korean longline vessels moved again to the eastern Indian Ocean to operate southern bluefin tuna. Korean tuna purse seine fishery in the Indian Ocean recorded 13,877 ton in 2020. In 2020, 2 vessels of Korean tuna purse seine fishery operated mainly in the western and central tropical areas around 10°N-10°S. The fishing efforts in 2020 were 610 sets, which mainly distributed in the western and central tropical areas around 40°E-70°E. In 2020, national scientific observers for longline fishery were not dispatched onboard for implementing observer program due to the worldwide spread of the COVID-19. Regarding purse seine fishery, regional scientific observers were dispatched onboard.

Contents

1. BACKGROUND/GENERAL FISHERY INFORMATION	3
2. FLEET STRUCTURE	3
3. CATCH AND EFFORT	3
4. RECREATIONAL FISHERY	8
5. ECOSYSTEM AND BYCATCH ISSUES	8
6. NATIONAL DATA COLLECTION AND PROCESSING SYSTEMS	11
7. NATIONAL RESEARCH PROGRAMS	13
8. IMPLEMENTATION OF SCIENTIFIC COMMITTEE RECOMMENDATIONS AND RESOLUTIONS OF THE IOTC RELEVANT TO THE SC	14
9. LITERATURE CITED	15

1. BACKGROUND/GENERAL FISHERY INFORMATION [MANDATORY]

Korean tuna longline fishery in the Indian Ocean commenced in 1957, and its target species were yellowfin tuna, bigeye tuna and albacore tuna from the beginning. Since 1991, southern bluefin tuna has been targeted because of the highest value in market price. And Korean tuna purse seine fishery initiated operating in 2012, and has targeted tropical tunas.

The traditional fishing grounds of Korean tuna longline fishery were mainly distributed in the central tropical area between 20°N-20°S, and extended south to 45°S and east to 120°E for fishing for southern bluefin tuna in recent years. The number of active vessels peaked at 185 in 1975, but after that gradually decreased to 21 in 2009 and 7 in 2011, and has increased to 12-14 up to 2018. The catch recorded the highest with about 70 thousand ton in 1978, since then also has gradually decreased to 1.0 thousand ton up to 2021. Since 2012, Korean tuna purse seine fishery has operated mainly in the central and western tropical area. In 2021, 2 vessels operated and recorded about 21.7 thousand ton in total catch.

2. FLEET STRUCTURE

Korean tuna longline fleets in the Indian Ocean are all deep freezing tuna vessels. In 2021, the size ranges from 500 to 1,000 in gross tonnage class (Table 1). Total number of vessels had decreased from 185 in 1975 up to 7 in 2011, and after then there were 12-14 vessels operated in the Indian Ocean by 2018. In 2021, there were 5 vessels of Korean tuna longline fishery, which was sharply decreased compared to 10 vessels of 2020.

Korean tuna purse seine fishery initiated operating in 2012 with 3 vessels, and its number of vessels increased to 5 in 2016, but decreased to 2 after 2018 (Table 1).

Table 1. Number of vessels operating in the IOTC area of competence, by gear type and size, 2017-2021

Gear type	GT	Year				
		2017	2018	2019	2020	2021
Longline	200-500	3	3	2	-	-
	500-1,000	10	9	8	10	5
Purse seine	1,000-2,000	-	-	-	-	-
	2,000-3,500	3	2	2	2	2

3. CATCH AND EFFORT

Total annual catch of Korean tuna longline fishery steeply increased from the mid-1960s, and peaked at about 70 thousands ton in 1978, and then has decreased with large fluctuations, where the decadal average of catch was about 39 thousands ton in the 1970s, 33 thousands ton in the 1980s, 12 thousands ton in the 1990s, 5 thousands ton in the 2000s, and 3 thousands ton in the 2010s, respectively (Fig. 1a). In 2021, the total catch was 1,016 ton, which accounted for 66% decreasing from that of 2020 (3,025 ton). The changes in the number of active vessels closely coincided with the catch trend throughout the periods. The number of active vessels peaked at 185 in 1975, after that sharply decreased to 7 vessels in 2011-2012, and increased to 10-13 vessels in 2016-2020. In 2021, 5 vessels of Korean tuna longline fishery were operated in the Indian Ocean. Since 2017, the fishing efforts(no. of hooks) of longline fishery had been decreased, and in 2021, 2,131 thousand hooks were used, which is the lowest for the most recent 5 years. The fishing efforts averaged for 5 recent years (2017-2021) were 5,105 thousand hooks and distributed in the western tropical areas around 0-20°S as well as in the western and eastern areas around 20°S-40°S (Table 2a, Figs. 2a and 2b). Since 2015, some vessels have moved to the western tropical area between 5°N-10°S to fish for bigeye tuna and yellowfin tuna. In 2021, all Korean longline vessels operated in the south area of equator of the Indian Ocean (Table 2a, Figs. 1a, 3a and 3b).

Korean tuna purse seine fishery in the Indian Ocean commenced in 2012 and recorded about 22 thousand ton in 2021 (Table 2b, Fig. 1b). In 2021, 2 vessels of Korean tuna purse seine fishery operated mainly in the western and central tropical areas around 10°N-10°S to catch tropical tunas (Table 1, Fig. 3a). The fishing efforts in 2021 were 683 sets, which mainly distributed in the western and central tropical areas around 50°E-70°E (Table 2b, Figs. 2a).

Table 2a. Annual catch (in number) and effort of Korean tuna longline fishery by primary species in the IOTC area of competence, 2017-2021

Year	No. hooks (X10 ³)	BET	YFT	SKJ	ALB	SBF	SWO	BLM	BUM	MLS	SFA	NEI	Total
2017	6,463	10,383	50,378	984	6,625	515	3,036	58	1,225	705	1,585	18,254	93,748
2018	6,052	8,758	51,763	1,681	18,394	2,780	1,606	52	597	261	1,947	21,187	109,026
2019	5,899	9,945	62,318	1,340	20,288	687	1,568	174	672	167	1,350	27,046	125,555
2020	4,981	7,505	35,741	725	15,384	12,543	1,029	163	403	221	888	15,712	90,314
2021	2,131	6,387	13,598	481	3,847	2,683	336	7	170	52	349	4,781	32,691

Table 2b. Annual catch (in ton) and effort of Korean tuna purse seine fishery by primary species in the IOTC area of competence, 2017-2021

Year	No. sets	SKJ	BET	YFT	NEI	Total
2017	697	10,981	844	6,362	59	18,246
2018	522	12,732	1,058	5,415	54	19,259
2019	763	10,043	1,797	8,730	80	20,650
2020	610	10,743	716	2,393	25	13,877
2021	683	14,326	1,566	5,806	4	21,702

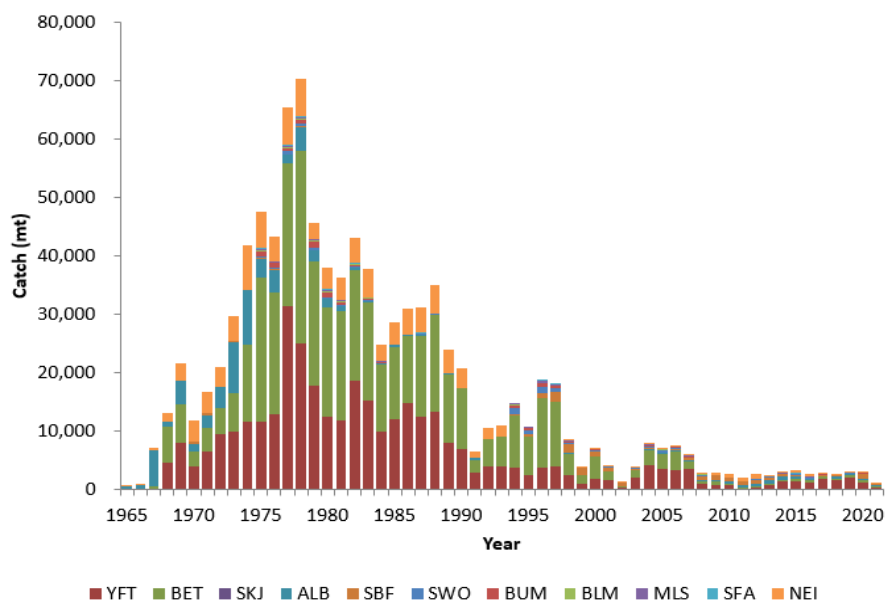


Figure 1a. Historical annual catch for Korean tuna longline fishery by primary species, for the IOTC area of competence.

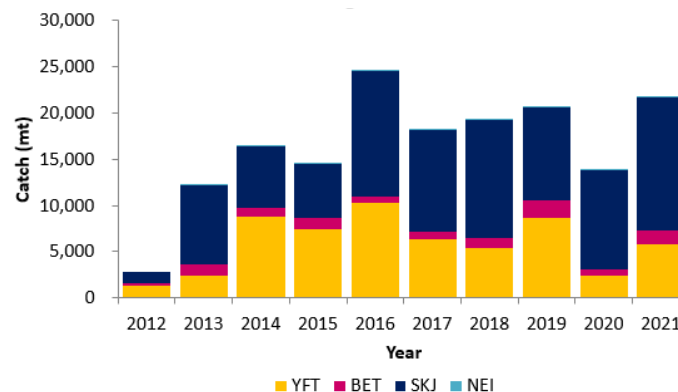


Figure 1b. Historical annual catch for Korean tuna purse seine fishery by primary species, for the IOTC area of competence.

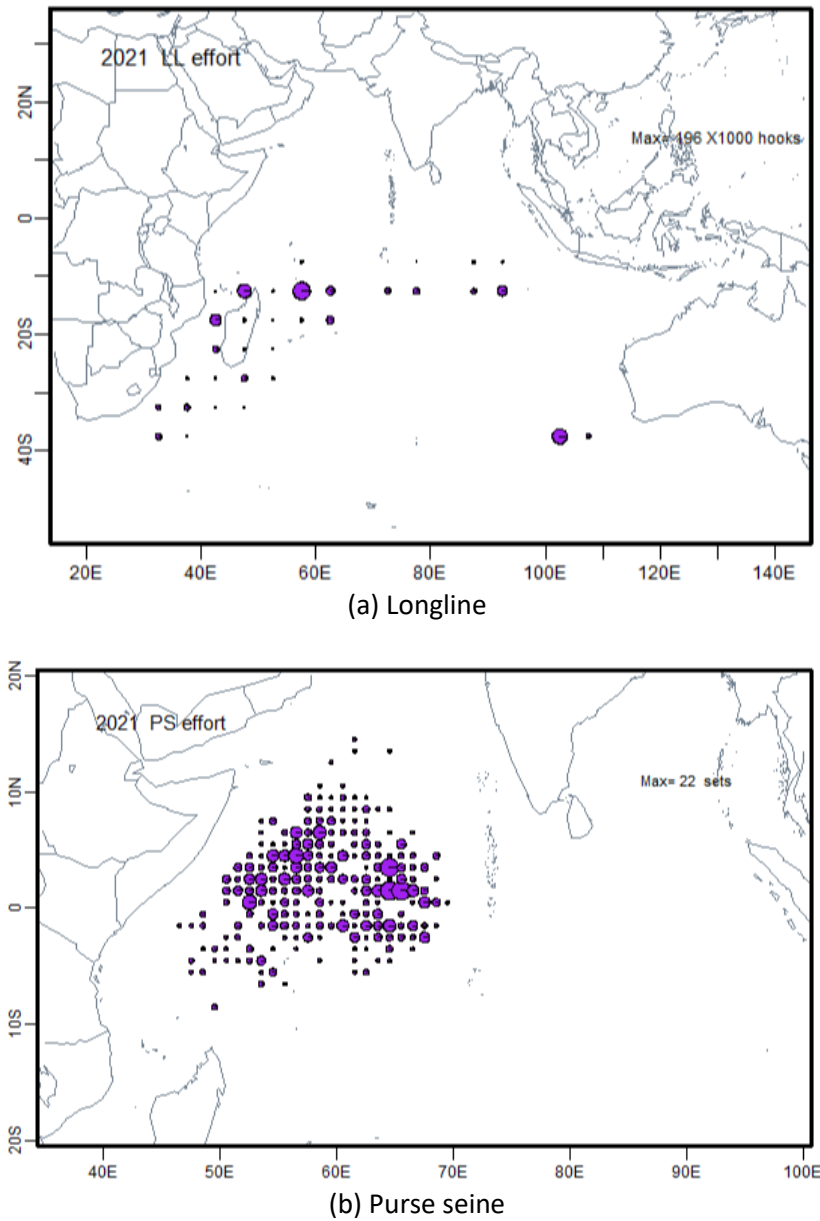
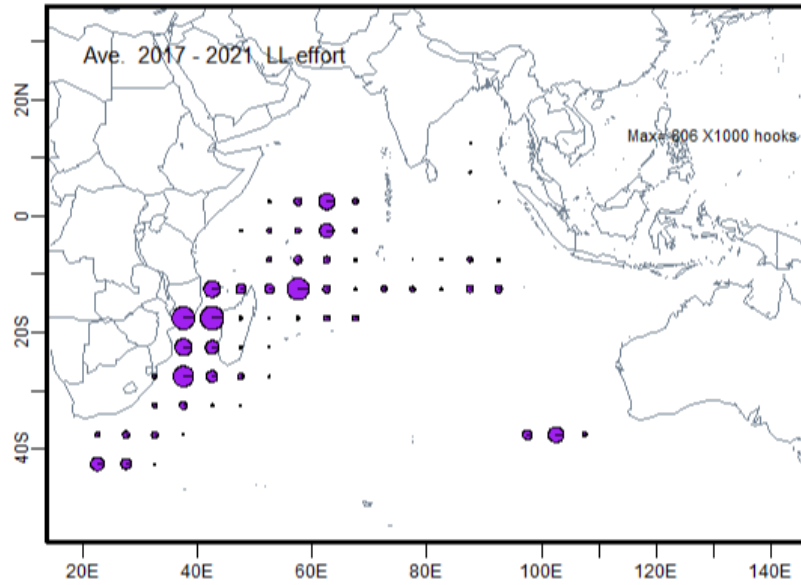
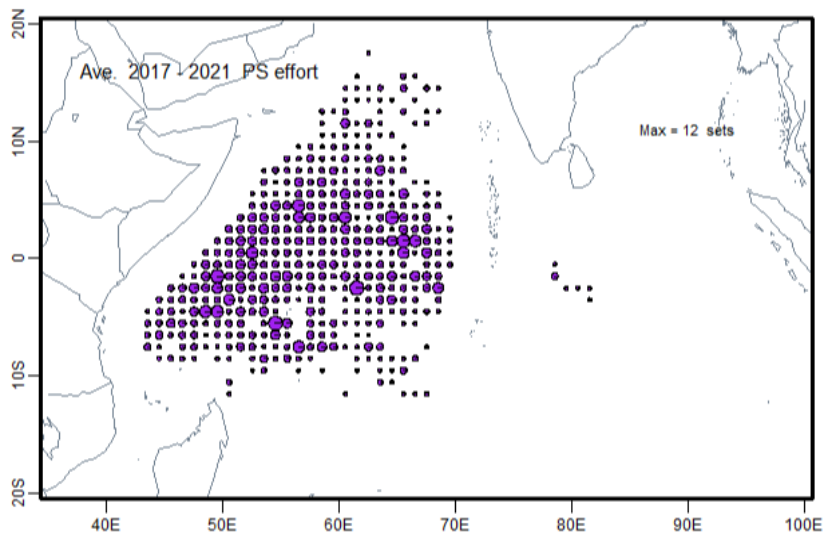


Figure 2a. Map of the distribution of fishing effort, by the Korean tuna longline and purse seine fisheries, in the IOTC area of competence, 2021.



(a) Longline



(b) Purse seine

Figure 2b. Map of the distribution of fishing effort, by the Korean tuna longline and purse seine fisheries, in the IOTC area of competence, 2017-2021.

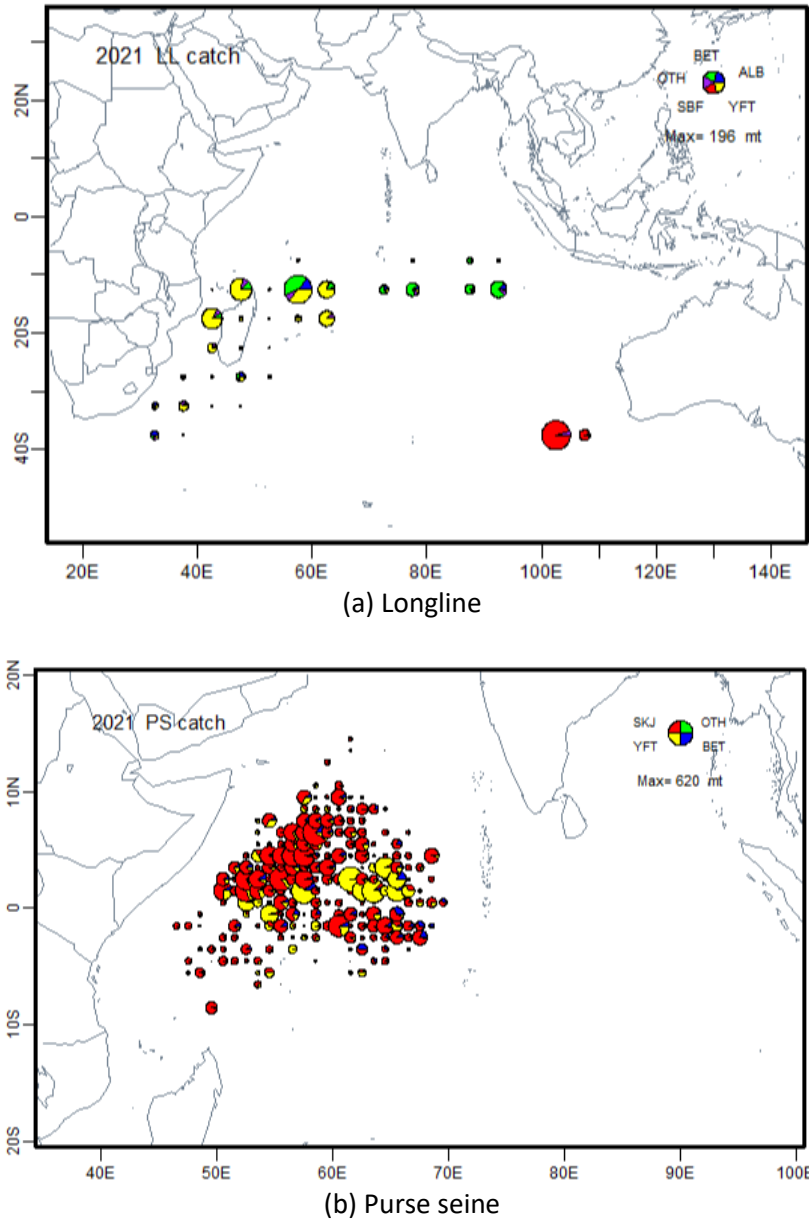


Figure 3a. Map of distribution of fishing catch by species for the Korean tuna longline and purse seine fisheries, in the IOTC area of competence, 2021.

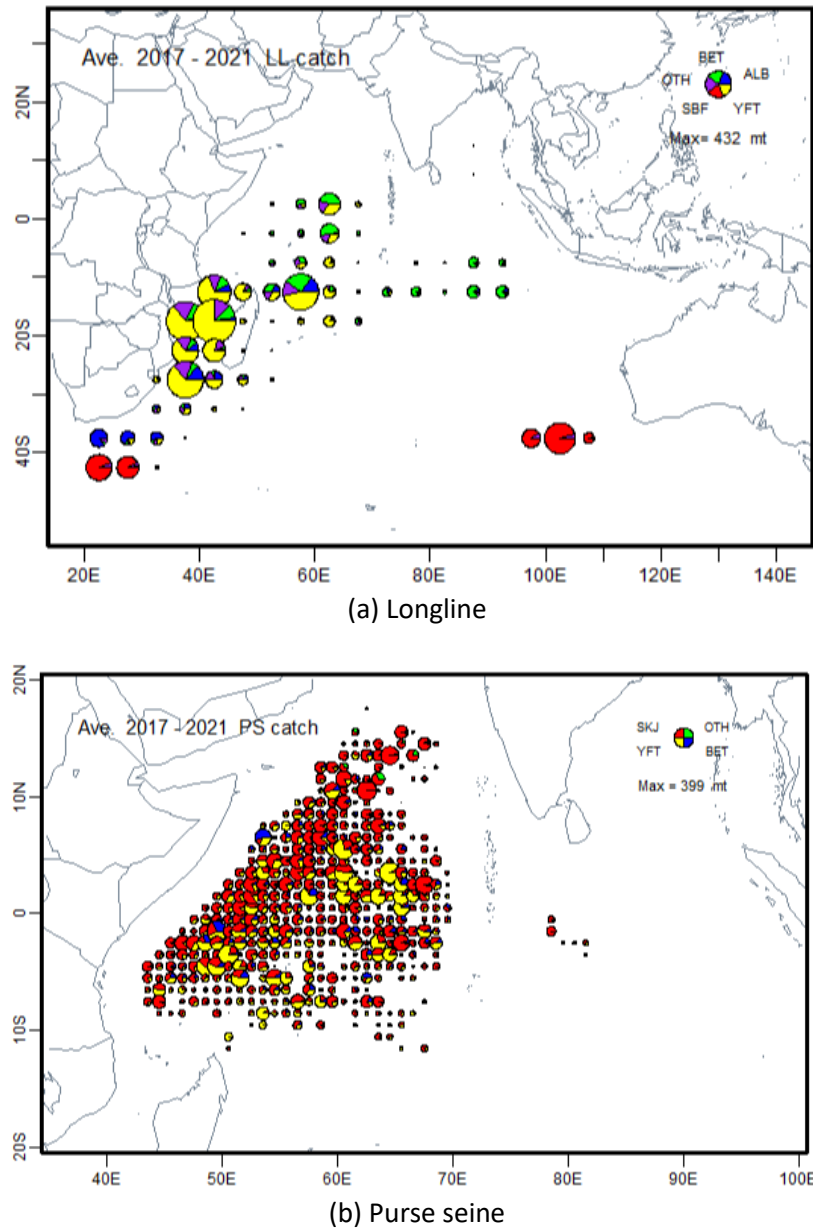


Figure 3b. Map of distribution of fishing catch by species for the Korean tuna longline and purse seine fisheries, in the IOTC area of competence, 2017-2021.

4. RECREATIONAL FISHERY

Korea has no recreational fishery in the Indian Ocean.

5. ECOSYSTEM AND BYCATCH ISSUES

Environmental issues have been administrated with various individual laws since the 1960s. In relation to Korean national fisheries, there are the law of preservation and management of marine ecosystem (2007), the framework act on marine fishery development (2009) and the law of fisheries management (2010). In particular, with regard to Korean distant water fisheries, they comply with the measures related to ecosystem and bycatch, taken by the 5 tuna Regional Fisheries Management Organizations (RFMOs) to which Korea acceded, in accordance with Article 16 of the Distant Water Fisheries Development Act. And to address the increasing data collection and reporting requirement by the tuna RFMOs for ecologically related species (ERS) such as sharks, seabirds, marine turtles, etc., the Act on Fisheries Information and Data Reporting was revised in December, 2012. It includes the data recording and reporting requirements recently adopted by the tuna RFMOs regarding catch by species, discards/release (alive/dead), seabird mitigation measures used, etc.

5.1 Sharks

5.1.1. NPOA sharks

Korean National Plan of Action for the Conservation and Management of Sharks (NPOA-sharks) was developed and approved in August 2011. Statistical and biological information on sharks have been collected through logsheets compiled from fishermen onboard and national scientific observer program (Tables 3 and 4).

5.1.2. Sharks finning regulation

Korean longline vessels land frozen sharks, and according to the NPOA-sharks and the Distant Water Fisheries Development Act entered into force in 2008, fishing vessels that land frozen sharks shall not to have onboard fins that total more than 5% of the weight of sharks onboard, up to the first point of landing. It is monitored by scientific observer program.

5.1.3. Blue shark

All Korean fishing vessels shall record and report data of not only shark catch by species but also discard/release through Electronic Reporting System, and Korea has provided the data in full accordance with the Resolution 18/02.

Table 3: Total number and weight of sharks, by species, retained by the Korean tuna longline and purse seine fisheries in the IOTC area of competence, 2017-2021

Fishery	Year	Retained catch by species (ton/inds.)							Total
		Blue shark	Mako sharks	Porbeagle shark	Oceanic whitetip shark	Hammerhead sharks	Thresher sharks	Others	
Longline	2017	106/3,857	25/599	2/73	0/0	0/0	0/0	3/111	136/4,640
	2018	26/938	21/472	<1/27	0/0	0/0	0/0	<0.1/1	48/1,438
	2019	0/0	11/244	0/0	0/0	0/0	0/0	0/0	11/244
	2020	6/193	8/184	0/0	0/0	0/0	0/0	0/0	14/377
	2021	0/0	0/0	0/0	0/0	0/0	0/0	0/0	0/0
Purse seine	2017	0/0	0/0	0/0	0/0	0/0	0/0	0/0	0/0
	2018	0/0	0/0	0/0	0/0	0/0	0/0	0/0	0/0
	2019	0/0	0/0	0/0	0/0	0/0	0/0	0/0	0/0
	2020	0/0	0/0	0/0	0/0	0/0	0/0	0/0	0/0
	2021	0/0	0/0	0/0	0/0	0/0	0/0	0/0	0/0

Table 4: Total number of sharks, by species, released/discarded by the Korean tuna longline and purse seine fisheries in the IOTC area of competence, 2017-2021

Fishery	Year	Released/discarded by species									
		Blue shark	Mako sharks	Porbeagle shark	Silky shark	Oceanic whitetip shark	Hammerhead sharks	Bigeye thresher shark	Thresher sharks	Others	Total
Longline (inds.)	2017	2,698	181	114	31	0	0	0	0	67	3,091
	2018	5,045	2	0	22	7	1	3	2	0	5,172
	2019	3,507	2	0	0	0	0	0	0	0	3,509
	2020	8,190	0	4	0	0	0	0	1	1	8,196
	2021	3,746	0	0	0	0	0	0	0	0	3,746
Purse seine (ton)	2017	0	0	0	8.480	0.210	0	0	0	0	8.690
	2018	0	0	0	1.5	15*	0	0	0	0	1.5
	2019*	0	0	0	284/57	0/1	0	0	0	0	284/58
	2020	0	0	0	0	0	0	0	0	0	0
	2021	0	0	0	0	0	0	0	0	0	0

* indicates the number of individuals

5.2 Seabirds

Korean National Plan of Action for Reducing Incidental Catch of Seabirds in Longline Fisheries (NPOA-seabirds) was established in January 2014. Interactions and mortality of seabirds have been collected through national scientific observer program and logsheets compiled from fishermen onboard (Table 5). Although it has been encouraged fishermen to record on logsheets and report the data for seabirds, fishermen are not familiar with data recording and reporting for seabirds due to difficulty in species identification. Hence, it has recommended that fishermen take a picture when not being able to identify seabird species, and the National Institute of Fisheries Science (NIFS) has educated and requested fishermen to record and report the required data with great emphasis on ERS and implementation of its mitigation measures in close cooperation with the NIFS. And the NIFS has distributed the field guide for identifying seabird to fishermen and scientific observers. In 2020, Korean tuna longline vessels operated in the areas south of 25°S used bird-scaring lines and line weighting as seabird mitigation measures.

5.3 Marine Turtles

Interactions and mortality of marine turtles have been collected through national scientific observer program and logsheets compiled from fishermen onboard (Table 5). The field guide for identifying marine turtle has been distributed on board to encourage fishermen to record and report the data for marine turtles, likewise the case of seabirds. And Korean fishing vessels keep the device for landing and releasing marine turtles onboard.

5.4 Other ecologically related species (e.g. marine mammals, whale sharks)

Interactions and mortality of marine mammals and whale sharks have been collected through national scientific observer program and logsheets compiled from fishermen onboard (Table 5). When marine mammals and whale sharks are observed during fishing operation, fishing vessels shall stop all the operations until they have been release safely.

Table 5. Observed annual catches of species of special interest by species (seabirds, marine turtles and marine mammals) by the Korean tuna longline and purse seine fisheries, in the IOTC area of competence, 2017-2021

(a) Seabirds

Fishery	Year	Seabirds										
		Yellow nosed albatross	Royal albatross	Black browed Albatross	Buller's albatross	Cape petrel	Grey headed Albatross	Southern Giant Albatross	Wandering Albatross	Sooty albatross	White-chinned petrel	Unidenti-fied sp.
Longline	2017	0	0	0	0	0	0	0	0	0	0	0
	2018	0	0	0	0	0	3	0	0	1	0	0
	2019	3	0	0	0	0	0	0	0	1	3	0
	2020 [†]	0	0	0	0	0	0	0	0	0	0	0
	2021 [†]	0	0	0	0	0	0	0	0	0	0	0

* Data were compiled by national scientific observers. However, in 2020, they were not dispatched onboard due to the COVID-19. † indicates data compiled by fishing vessels.

** No seabird was bycaught by purse seine fishery.

(b) Marine turtles and other ecologically related species

Fishery	Year	Marine turtles					Marine mammals			Whale shark
		Loggerhead turtle	Olive ridley turtle	Green turtle	Leatherback turtle	Uniden-tified sp.	Spinner dolphin	Pygmy killer whale	Uniden-tified sp.	
Longline	2017	0	0	0	0	0	0	0	0	0
	2018	0	0	0	0	0	0	0	0	0
	2019	0	0	0	0	0	0	0	0	0
	2020 [†]	0	0	0	0	0	0	0	0	0
	2021 [†]	0	0	0	0	0	0	0	0	0
Purse seine	2017 [†]	0	1	0	0	0	0	0	0	0
	2018 [†]	0	1	0	0	0	0	0	0	1
	2019 [†]	0	0	0	0	0	0	0	0	0
	2020 [†]	0	0	0	0	0	0	0	0	0
	2021 [†]	0	0	0	0	0	0	0	0	0

* Data were compiled by national scientific observers and fishing vessels, of which † indicates data compiled by fishing vessels.

6. NATIONAL DATA COLLECTION AND PROCESSING SYSTEMS

6.1. Logsheet data collection and verification

The NIFS has collected the data of Korean tuna fisheries, and data are available from 1971. In 2012, Korean domestic law (Distant Water Fisheries Development Act) was revised that the time for data submission was changed from within 30 days (home-based) or 60 days (foreign-based) after completion of their operations to monthly report for improving the data collection to meet the timely submission of data and to have higher quality and quantity of the data. A series of subsequent has been made on logsheets updates including the amount of discard/release, the incorporation of ERS, implementation of the biological measurement and sampling required, seabird mitigation measures used, etc. After September 2014, the Act obliged fishers to report the catch statistics to the NIFS every week, and since 1st September 2015, the Distant Water Fisheries Development Act has obliged fishers to report the catch statistics every day to the NIFS through the Electronic Reporting System in order to manage/cross-check the data in real time.

Catch statistics of Korean fishing vessels are obtained from two sources of data reporting. The Korea Overseas Fisheries Association (KOFA) collects catch by species and by vessels from fishery industries, and the NIFS collects logbook data from vessels filled out by captain onboard. The data collected are verified and confirmed through cross-checking between the NIFS and the KOFA. In

addition, catch data are cross-checked between those of the NIFS and the National Fishery Products Quality Management Service (NFQS) prior to issuing Catch Documentation Scheme (CDS).

6.2. Vessel Monitoring System

Korea operates Vessel Monitoring System (VMS) program to comply with the requirement of the RFMO's VMS. All Korean flagged fishing vessels and carrier vessels are equipped with VMS and have implemented in compliance with the IOTC Resolution 06/03 and the Korean Act of the Distant Water Fisheries Development (2008). And Korea established the Fisheries Monitoring Center (FMC) in March 2014 to monitor/manage the VMS data so that the data are cross-checked with fishing position from logbook.

6.3. Observer scheme

Korean scientific observer program for distant water fisheries was started in 2002. The NIFS is responsible for implementing and developing the observer program. The qualification for being observers is college graduated where major field is nature science or fisheries high school graduated with at least 1-year experience on board having a certificate of qualification to deck officer. Candidates for observer who have passed the paper review (including medical check) and oral interview have to take training programs for 3 weeks. Observer training programs include basic safety training for seafaring, operations of navigation devices, biological information training for target and non-target species and data collection method for fishing activities. During the training program they have two kinds of test. One is the test on a technical term of fisheries and biology, and the other is the test on species identification. The person who scored above 70 in the two tests and attended 100% of the course timetable can be qualified and deployed on board as a scientific observer. At present, Korea has 63 persons being able to be deployed onboard as an active scientific observer.

For implementing observer program, scientific observers collected the data which are required by the IOTC scientific observer program standards. The data collected were vessel and gear characteristics, setting and catch (retained/discarded) details, ERS interaction, biological information, sighting of marine mammals, etc. The biological measurements were conducted on all species, if possible.

In 2021, Korean had not deployed national scientific observers on longline vessels operating in the Indian Ocean due to the worldwide spread of the COVID-19. Regarding purse seine vessels, regional scientific observers were dispatched onboard (Table 6).

Table 6. Annual observer coverage(%) by the Korean tuna longline(no. of hooks) and purse seine(no. of sets) fisheries, 2017-2021

Fishery	2017	2018	2019	2020**	2021**
Longline	5.9	4.0	4.7	-	-
Purse seine*	8.4	17.0	-	-	-

* It does not include the coverage implemented by regional observer programs.

** National observers for longline fishery were not dispatched onboard due to the COVID-19.

6.4. Port sampling programme

Korea did not conduct any port sampling program within the IOTC Convention Area in 2021.

6.5. Unloading/Transshipment of flag vessels

The information on the unloading and transshipment of Korean tuna fleets within the IOTC area of competence in 2021 is summarized in Table 7 and 8.

Table 7. Quantities by species and gear landed in ports located in the IOTC area of competence

IOTC Species	Unloading in ports (kg)
Yellowfin	5,746,655
Bigeye	1,438,501
Skipjack	12,311,670
Albacore	24,055
Southern Bluefin	0
Blue Marlin	0
Black Marlin	0
Striped Marlin	0
Swordfish	0
Others	39,766

Table 8. Quantities by species and gear transhipped in ports located in the IOTC area of competence

IOTC Species	Transshipment in ports (kg)
Yellowfin	312,944
Bigeye	204,233
Skipjack	1,619,430
Albacore	0
Southern Bluefin	0
Blue Marlin	0
Black Marlin	0
Striped Marlin	895
Swordfish	3,122
Others	0

6.6. Actions taken to monitor catches & manage fisheries for Striped Marlin, Black Marlin, Blue Marlin and Indo-pacific Sailfish

All Korean fishing vessels shall record and report data of the billfishes that they retain onboard and discard/release, and Korea has provided all the data in full accordance with the Resolution 18/05.

6.7. Gillnet observer coverage and monitoring

Korea has no gillnet fishing vessels in the IOTC Convention Area.

6.8. Sampling plans for mobulid rays

No sampling plans for mobulid rays

7. NATIONAL RESEARCH PROGRAMS

There was no research program in 2021.

8. IMPLEMENTATION OF SCIENTIFIC COMMITTEE RECOMMENDATIONS AND RESOLUTIONS OF THE IOTC RELEVANT TO THE SC.

Table 9. Scientific requirements contained in Resolutions of the Commission, adopted between 2012 and 2021.

Res. No.	Resolution	Scientific requirement	CPC progress
11/04	On a regional observer scheme	Paragraph 9	Korea reports annually the number of vessels monitored, observer coverage with its trip report.
12/04	On the conservation of marine turtles	Paragraphs 3, 4, 6–10	Data and interaction on marine turtles are collected through observer programs and logsheets. Study on use of circle hook was conducted in the Pacific Ocean in 2006. The NIFS conducts education for conservation of marine turtles to the fishermen, and fishing vessels carry the device for handling and releasing marine turtles onboard.
12/06	On reducing the incidental bycatch of seabirds in longline fisheries.	Paragraphs 3–7	Korea has provided information on how we are implementing this measure and have conducted sea trials for developing seabirds mitigation measure since 2013. Korean longline fishing vessels have implemented seabirds mitigation measures in accordance with IOTC resolution.
12/09	On the conservation of thresher sharks (family alopiidae) caught in association with fisheries in the IOTC area of competence	Paragraphs 4–8	Thresher sharks are prohibited to retain onboard Korean longline vessels. If bycatch occurred, fishermen shall cut the line, promptly release unharmed them with proper handling and record the interaction on logbook.
13/04	On the conservation of cetaceans	Paragraphs 7–9	Korea collects the data on cetaceans through logsheets and observer programs.
13/05	On the conservation of whale sharks (<i>Rhincodon typus</i>)	Paragraphs 7–9	Korea collects the data on cetaceans through logsheets and observer programs.
13/06	On a scientific and management framework on the conservation of shark species caught in association with IOTC managed fisheries	Paragraph 5–6	Fishermen shall record and report the incidental catch with interaction information in accordance with IOTC logsheets template.
15/01	On the recording of catch and effort by fishing vessels in the IOTC area of competence	Paragraphs 1–10	Fishermen shall record catch and effort data on logbook and keep it onboard. And they shall daily report logbook data, which are in accordance with IOTC logbook template, through Electronic Reporting System to the NIFS, Korea. Korea has submitted the catch and effort data on an aggregated basis to the Secretariat.
15/02	Mandatory statistical reporting requirements for IOTC Contracting Parties and Cooperating Non-Contracting Parties (CPCs)	Paragraphs 1–7	All Korean fishing vessels shall record and report fishing operation data including catch and effort to the NIFS through Electronic Reporting System on a daily basis, and also measure and report biological information on at least 1 fish per a ton of catch to the NIFS in a monthly basis.
17/05	On the conservation of sharks caught in association with fisheries managed by IOTC	Paragraphs 6, 9, 11	Korea has collected shark catch by species, and provided the data in time.
18/02	On management measures for the conservation of blue shark caught in association with IOTC fisheries	Paragraphs 2-5	All Korean fishing vessels shall record and report data of shark catch by species, and Korea has provided the data in full accordance with the Resolution.
18/05	On management measures for the conservation of the Billfishes: Striped marlin, black marlin, blue marlin and Indo-Pacific sailfish	Paragraphs 7 – 11	All Korean fishing vessels shall record and report data of the billfishes that they catch, and Korea has provided the data in full accordance with the Resolution.
18/07	On measures applicable in case of non-fulfilment of reporting obligations in the IOTC	Paragraphs 1, 4	Korea has collected and provided the data described in the paragraphs.
19/01	On an Interim Plan for Rebuilding the Indian Ocean Yellowfin Tuna Stock in the IOTC Area of Competence	Paragraph 22	Korea has no gillnet fishing vessels within the IOTC Convention Area.

Res. No.	Resolution	Scientific requirement	CPC progress
19/03	On the Conservation of Mobulid Rays Caught in Association with Fisheries in the IOTC Area of Competence	Paragraph 11	There is no any catch of Mobulid Rays by Korean fishing vessels in 2021. However, we will monitor the catch through scientific observer program, if occurred.

9. LITERATURE CITED

- Kim, Z.G., S.I. Lee, D.Y. Moon and D.W. Lee. 2011. Catch and effort by Korean flagged fleet. IOTC-2011-WPTmT03-12.
- Kim, Z.G., S.I. Lee, D.Y. Moon and D.W. Lee. 2011. Review of yellowfin tuna catch by Korean longline fleet in the Indian Ocean. IOTC-2011-WPTT13-51.
- Kim, Z.G., S.I. Lee, D.Y. Moon and D.W. Lee. 2011. Review of bigeye tuna catch by Korean longline fleet in the Indian Ocean. IOTC-2011-WPTT13-59.
- Kim, Z.G., S.I. Lee, S.C. Yoon, M.K. Lee, J.E. Ku and D.W. Lee. 2012. Review of catch and effort for albacore tuna by Korean longline fishery in the Indian Ocean. IOTC-2012-WPTmT04-15.
- Lee, K., S.I. Lee and D.N. Kim. 2018. Fluid Dynamics Analysis of Fish Aggregation Device using Particle Image Velocimetry. IOTC-2018-WPTT20-24.
- Lee, S.I., D.N. Kim and S.D. Hoyle. 2018. CPUE standardization of yellowfin tuna caught by Korean tuna longline fishery in the Indian Ocean, 1977-2017. IOTC-2018-WPTT20-39.
- Lee, S.I., D.N. Kim and S.D. Hoyle. 2019. CPUE standardization of bigeye and yellowfin tuna caught by Korean tuna longline fishery in the Indian Ocean. IOTC-2019-WPTT21-29_Rev1.
- Lee, S.I., Z.G. Kim and T. Nishida. 2011. Bigeye tuna CPUE standardization of the Korean tuna longline fisheries in the Indian Ocean (1977-2009). IOTC-2011-WPTT13-38.
- Lee, S.I., Z.G. Kim, T. Nishida and M.K. Lee. 2012. Standardization of albacore catch rates of Korean tuna longline fisheries in the Indian Ocean (1986-2010). IOTC-2012-WPTmT04-17.
- Lee, S.I., Z.G. Kim, M.K. Lee, D.W. Lee and T. Nishida. 2012. CPUE standardization for bigeye tuna caught by Korean tuna longline fisheries in the Indian Ocean (1978-2011). IOTC-2012-WPTT14-25.
- Lee, S.I., Z.G. Kim, M.K. Lee, D.W. Lee and T. Nishida. 2012. CPUE standardization for yellowfin tuna caught by Korean tuna longline fisheries in the Indian Ocean (1978-2011). IOTC-2012-WPTT14-34.
- Lee, S.I., Z.G. Kim, M.K. Lee, D.W. Lee and T. Nishida. 2013. CPUE standardization for bigeye tuna caught by Korean tuna longline fisheries in the Indian Ocean (1977-2012). IOTC-2013-WPTT15-24.
- Lee, S.I. Z.G. Kim, M.K. Lee, D.W. Lee and T. Nishida. 2013. Stock assessment on yellowfin tuna (*Thunnus albacores*) in the Indian Ocean by ASPIC and comparison to MULTIFAN-CL and ASPM. IOTC-2013-WPTT15-39.
- Lee, S.I., Z.G. Kim, J.E. Ku, M.K. Lee, H.W. Park, S.C. Yoon and D.W. Lee. 2014. Review of catch and effort for albacore tuna by Korean tuna longline fishery in the Indian Ocean (1965-2013). IOTC-2014-WPTmT05-17 Rev_1.
- Lee, S.I., Z.G. Kim, M.K. Lee, J.E. Ku and D.W. Lee. 2014. CPUE standardization of albacore tuna caught by Korean tuna

longline fishery in the Indian Ocean. IOTC-2014-WPTmT05-20 Rev_1.

Lee, S.I., Z.G. Kim, M.K. Lee, J.E. Ku, H.W. Park and D.W. Lee. 2014. CPUE standardization of bigeye tuna caught by Korean tuna longline fishery in the Indian Ocean. IOTC-2014-WPTT16-30.

Lee, S.I., Z.G. Kim, M.K. Lee, S.C. Yoon, Y.K. Jeong and D.W. Lee. 2014. CPUE standardization of yellowfin tuna caught by Korean tuna longline fishery in the Indian Ocean. IOTC-2014-WPTT16-49.

Lee, S.I., Lim, J.H., Lee, M.K. and Kwon, Y.J. 2021. CPUE standardization of yellowfin tuna caught by Korean tuna longline fishery in the Indian Ocean, 1979-2019. IOTC-2021-WPTT23(DP)-INF03.

Tamini, L., R.M. Wanless, O. Yates, G.C. Choi, Z.G. Kim, S.I. Lee and B.J. Sullivan. 2013. Outcomes of at-sea trials into different line-weighting options for Korean tuna longline vessels. IOTC-2013-SC16-10 Rev_1.

Kitakado, T., Satoh, K., Matsumoto, T., Yokoi, H., Okamoto, K., Lee, S.I., Lee, M.K., Lim, J.H., Wang, S.P., Su, N.J., Tsai, W.P. and Chang, S.T. 2020. Plan of trilateral collaborative study among Japan, Korea and Taiwan for producing joint abundance index with longline fisheries data for the tropical tuna species in the Indian Ocean. IOTC-2020-SC22(AS)-09.

Kitakado, T., Wang, S.P., Satoh, K., Lee, S.I., Tsai, W.P., Matsumoto, T., Yokoi, H., Okamoto, K., Lee, M.K., Lim, J.H., Kwon, Y.J., Su, N.J., Chang, S.T. and Chang, F.C. 2021. Report of trilateral collaborative study among Japan, Korea and Taiwan for producing joint abundance indices for the yellowfin tunas in the Indian Ocean using longline fisheries data up to 2019. IOTC-2021-WPTT23(DP)-14.

Kitakado, T., Wang, S.P., Satoh, K., Lee, S.I., Tsai, W.P., Matsumoto, T., Yokoi, H., Okamoto, K., Lee, M.K., Lim, J.H., Kwon, Y.J., Su, N.J., Chang, S.T. and Chang, F.C. 2021. Updated report of trilateral collaborative study among Japan, Korea and Taiwan for producing joint abundance indices for the yellowfin tunas in the Indian Ocean using longline fisheries data up to 2020. IOTC-2021-WPTT23-11.