APPENDIX 11
EXECUTIVE SUMMARY: NARROW-BARRED SPANISH MACKEREL (2026)



TABLE 1. Status of narrow-barred Spanish mackerel (*Scomberomorus commerson*) in the Indian Ocean

Area[1]	Indicators		2026 stock status determination[3]
Indian Ocean	Catch (2025) (t) Mean annual catch (2020-2025) (t)	202,363[2] 153,915	83%
	MSY (t) (80% CI) F_{MSY} (80% CI) B_{MSY} (t) (80% CI) $F_{current}/F_{MSY}$ (80% CI) $B_{current}/B_{MSY}$ (80% CI)	155,000 (127,000 – 186,000) 0.49 (0.32–0.60) 318,000 (248,000 – 457,000) 0.79 (0.51 – 1.29) 1.25 (0.91 – 1.52)	

[1]Stock boundaries defined as the IOTC area of competence;
[2]Proportion of catch fully or partially estimated for 2025: 10.9%;
[3]2024 is the final year that data were available for this assessment

Colour key	Stock overfished (SB_{year}/SB_{MSY}< 1)	Stock not overfished (SB_{year}/SB_{MSY}≥ 1)
Stock subject to overfishing (F_{year}/F_{MSY}> 1)	6.3%	10.3%
Stock not subject to overfishing (F_{year}/F_{MSY}≤ 1)	0.4%	82.9%
Not assessed/Uncertain/Unknown		

INDIAN OCEAN STOCK – MANAGEMENT ADVICE

Stock status. A new stock assessment was conducted in 2026 for narrow-barred Spanish mackerel. The assessment examined a number of data-limited methods including C-MSY++, LB-SPR and JABBA (based on data up to 2024). The C-MSY++ and JABBA models produced stock estimates that are not drastically divergent because they shared similar dynamics and assumptions. The C-MSY++ model has been explored more fully and therefore is used to obtain estimates of stock status. The C-MSY++ analysis indicates that the stock is being exploited at a rate that is below F_{MSY} and the stock biomass is estimated to be above B_{MSY}. The analysis using JABBA incorporating the gillnet CPUE indices is more pessimistic. The JABBA model, however, is unable to estimate carrying capacity with a fair degree of certainty without additional prior constraints, indicating that the CPUE is either not informative or is conflicting with catch data.

An analysis undertaken in 2013 in the Northwest Indian Ocean (Gulf of Oman) indicated that overfishing is occurring in this area and that localised depletion may also be occurring[1]. While the precise stock structure of Spanish mackerel remains unclear, recent research provides strong evidence of population structure of Spanish mackerel within the IOTC area of competence, with at least 4 genetic populations

[1] IOTC-2013-WPNT03-27

identified (Feutry et al., 2025[2]). This increases the uncertainty in the assessment, which currently assumes a single stock of Spanish mackerel. Based on the C-MSY++ assessment, the stock appears to be **not overfished** and **not subject to overfishing** (**Table 1**, **Fig. 1**). However, the assessment is subjected to high uncertainty and is highly influenced by several prior assumptions.

Outlook. There is uncertainty about the estimate of total catches. The continued increase in annual catches in recent years has further increased the pressure on the Indian Ocean narrow-barred Spanish mackerel stock, however the overall reduction in catch over time due to revised catches has reduced the relative exploitation of the stock over time. The apparent fidelity of narrow-barred Spanish mackerel to particular areas/regions is a matter for concern as overfishing in these areas can lead to localised depletion.

Management advice. The available gillnet CPUE (from 2008-2017) shows a somewhat increasing trend in the final years of the index although the reliability and representativeness of the index as an abundance index for the entire Indian Ocean remains unknown.
Indonesia has recently revised its catch estimates for neritic tuna and seerfish species. The updated catch for narrow-barred Spanish mackerel differs substantially from those previously reported. These changes had a significant impact on estimates of stock status (i.e. moving from red to green). This updated assessment incorporates and reflects the most recent catch information. A precautionary approach to management is recommended.

The following should also be noted:

- Limit reference points: the Commission has not adopted limit reference points for any of the neritic tuna or seerfish species under its mandate;
- Accurate and consistent catch series data constitute a critical prerequisite for the robust execution of stock assessments. Additional efforts may be beneficial to enhance the reliability of the catch series data being submitted to IOTC;
- Further work is needed to improve the reliability of the catch series from some fisheries wherever necessary. Reported catches should be verified or estimated where needed, based on expert knowledge of the history of the various fisheries or through statistical extrapolation methods;
- Improvement in data collection and reporting is required if the stock is to be assessed using integrated stock assessment models;
- Given the increase in narrow-barred Spanish mackerel catch in the last decade, measures need to be taken to reduce catches in the Indian Ocean;
- Research emphasis should be focused on collating catch per unit effort (CPUE) time series for the main fleets, size compositions, exploring alternative approaches for estimating abundance (e.g., close-kin mark-recapture), and gaining a better understanding of stock structure and life trait history parameters (e.g. estimates of growth, natural mortality, maturity, etc.);
- There is a lack of data submitted by CPCs on total catches, catch and effort, biological data, and length frequency data for neritic tunas, despite their mandatory reporting status. In the

[2] Feutry et al., 2025. Genome scans reveal extensive population structure in three neritic tuna and tuna-like species in the Indian Ocean, *ICES Journal of Marine Science*, Volume 82, Issue 2, February 2025, fsae162, https://doi.org/10.1093/icesjms/fsae162

case of 2024 catches, 11.8% of the total catches of narrow-barred Spanish mackerel were either fully or partially estimated by the IOTC Secretariat, which increases the uncertainty of the stock assessments using these data. Therefore, the management advice to the Commission includes the need for CPCs to comply with IOTC data requirements per Resolution 15/01 and 15/02.

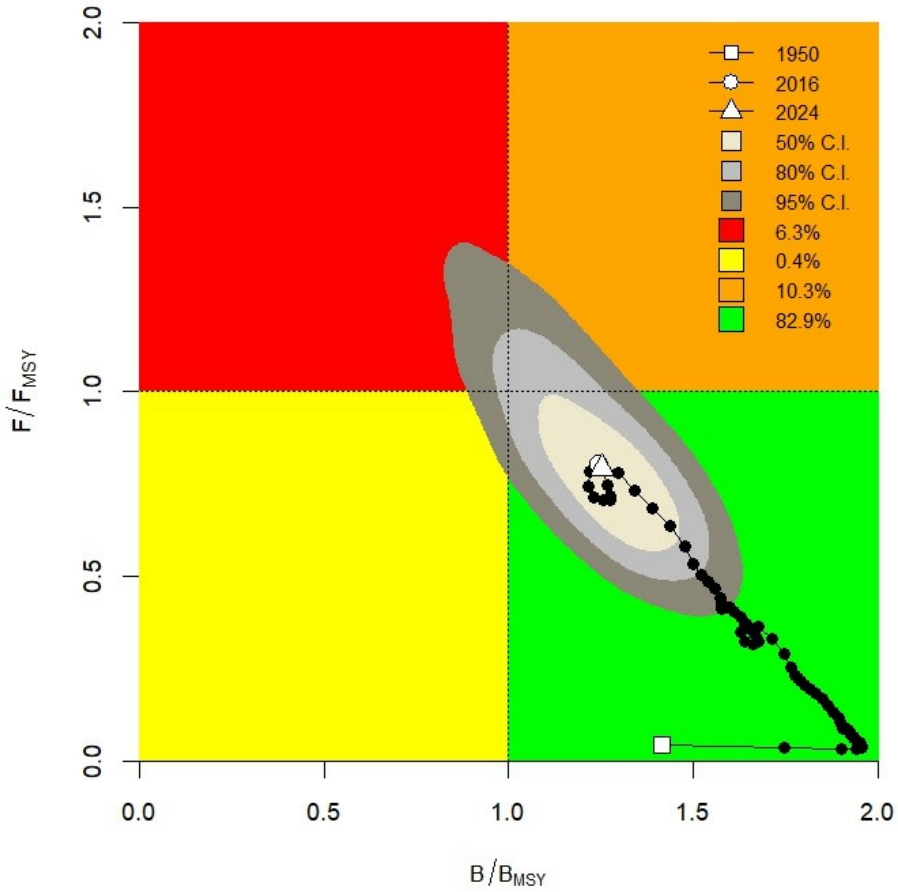

Fig. 1. Narrow-barred Spanish Mackerel C-MSY++ Indian Ocean assessment Kobe plot. The Kobe plot presents the trajectories (median) for the range of plausible model trajectories included in the formulation of the final management advice. The shaded contour lines represent 50%, 80%, and 95% confidence intervals of estimated stock status in 2024

Fisheries overview.

- **Main fisheries (mean annual catch 2021-2025)**: narrow-barred Spanish mackerel are caught using gillnet (59.3%), followed by line (20.3%) and other (14.4%). The remaining catches taken with other gears contributed to 6.1% of the total catches in recent years (**Fig. 2**).

- **Main fleets (mean annual catch 2021-2025)**: the majority of narrow-barred spanish mackerel catches are attributed to vessels flagged to India (20.2%) followed by I. R. Iran (19.3%) and Indonesia (17.1%). The 30 other fleets catching narrow-barred spanish mackerel contributed to 43.4% of the total catch in recent years (**Fig. 3**).

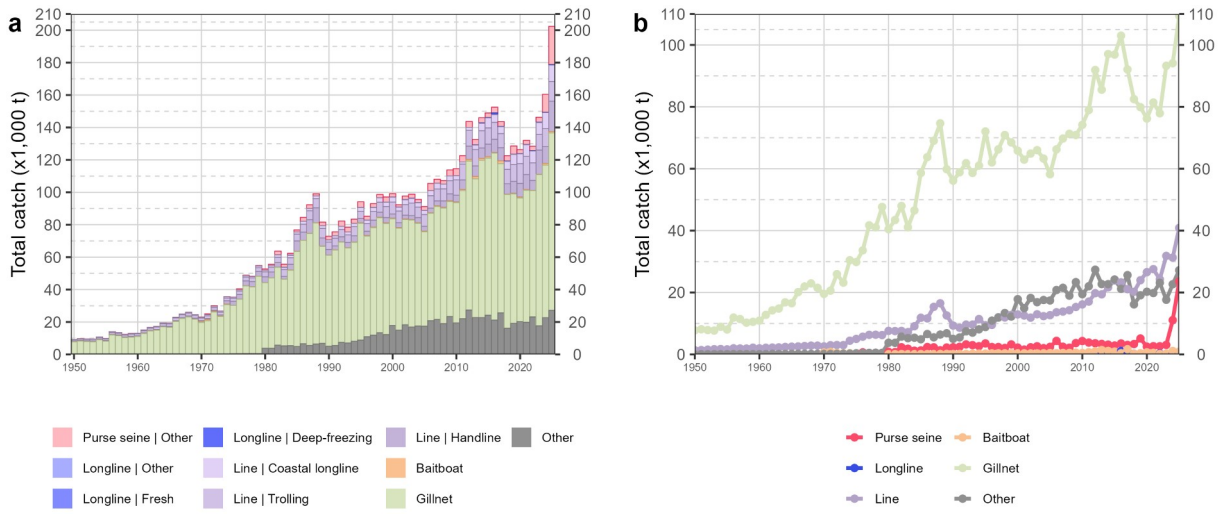

Fig. 2. Annual time series of (a) cumulative retained catches (t) by fishery and (b) individual retained catches (t) by fishery group for narrow-barred Spanish mackerel during 1950-2025. Purse seine | Other: coastal purse seine, large-scale purse seine, and ring net; Longline | Other: swordfish and sharks-targeted longlines; Other: all remaining fishing gears

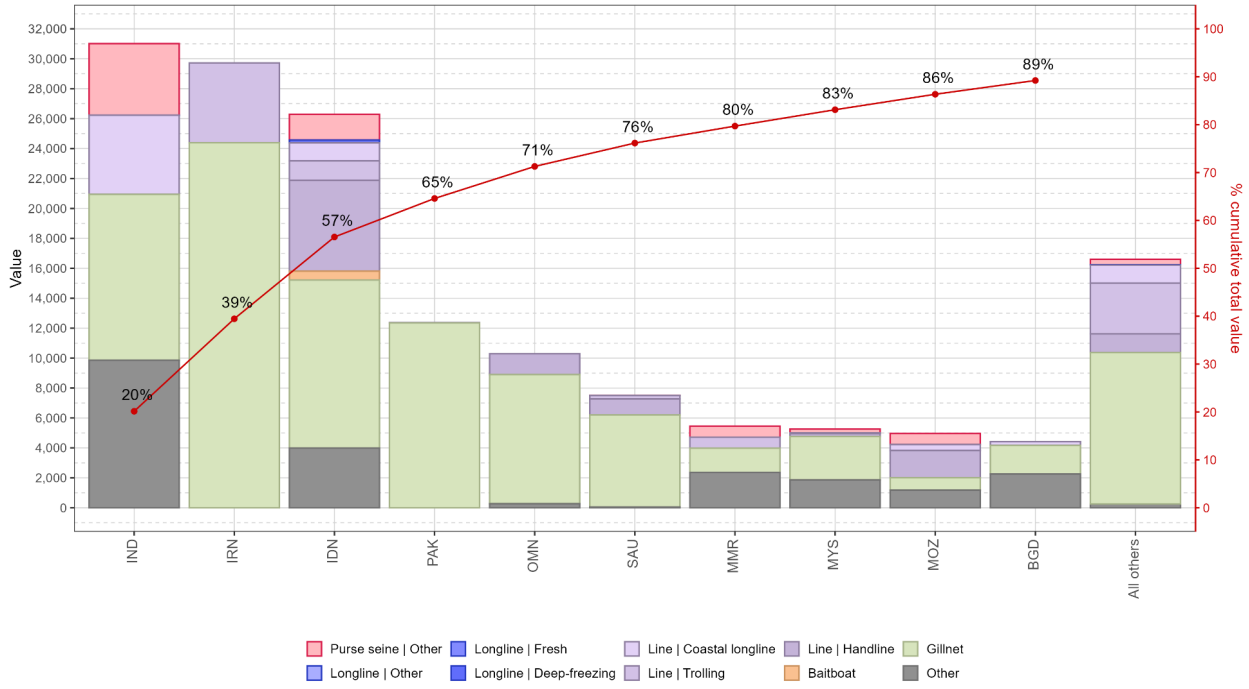

Fig. 3. Mean annual retained catches (t) of narrow-barred Spanish mackerel by fleet and fishery between 2021 and 2025, with indication of cumulative catches by fleet. Purse seine | Other: coastal purse seine, large-scale purse seine, and ring net; Longline | Other: swordfish and sharks-targeted longlines; Other: all remaining fishing gears