Indian Ocean Tuna Commission
Commission des Thons de l'Ocean Indien
iotc ctoi

IOTC–2026–SC29–NR13

Korea National Report to the Scientific Committee of the Indian Ocean Tuna Commission, 2026

Heewon Park, Jeong-Ho Park, Mi-Kyong Lee, Jung-Hyun Lim, and Hawsum Sohn

National Institute of Fisheries Science
216 Gijang-Haeanro, Gijang-eup, Gijang-gun, Busan 46083, Republic of Korea

INFORMATION ON FISHERIES, RESEARCH AND STATISTICS

In accordance with IOTC Resolution 15/02, final scientific data for the previous year was provided to the IOTC Secretariat by 30 June of the current year, **for all fleets other than longline** [e.g. for a National Report submitted to the IOTC Secretariat in 2026, final data for the 2025 calendar year must be provided to the Secretariat by 30 June 2026)	YES 30/06/2026
In accordance with IOTC Resolution 15/02, provisional **longline data** for the previous year was provided to the IOTC Secretariat by 30 June of the current year [e.g., for a National Report submitted to the IOTC Secretariat in 2026, preliminary data for the 2025 calendar year were provided to the IOTC Secretariat by 30 June 2026). **REMINDER:** Final longline data for the previous year are due to the IOTC Secretariat by 30 Dec of the current year [e.g., for a National Report submitted to the IOTC Secretariat in 2026, final data for the 2025 calendar year must be provided to the Secretariat by 30 December 2024).	YES 30/06/2026
If no, please indicate the reason(s) and intended actions:	

Executive Summary

In 2025, five Korean longline vessels and two purse seine vessels operated in the Indian Ocean. The Korean tuna longline fishery caught 1,935 tonnes in 2025, representing a 14.7% increase compared to 2024. The average annual fishing effort over the past five years (2021–2025) was approximately 1.93 million hooks. In 2025, longline fishing activities were mainly concentrated in the southwestern Indian Ocean between approximately 15°S and 30°S and 35°E and 45°E. Limited fishing activities were also observed in the eastern Indian Ocean, including southern bluefin tuna fishing around 40°S and 100°E. The Korean tuna purse seine fishery recorded a total catch of 17,646 tonnes in 2025. Two Korean purse seine vessels conducted 550 sets, mainly in the western and central tropical Indian Ocean, between approximately 10°N and 5°S and 50°E and 70°E. In 2025, national observer coverage for the longline fishery was estimated at 8.5%, an increase from 5.6% in 2024.

Contents

1. BACKGROUND/GENERAL FISHERY INFORMATION - - -

1. BACKGROUND/GENERAL FISHERY INFORMATION

The Korean tuna longline fishery in the Indian Ocean commenced in 1957, targeting yellowfin tuna, bigeye tuna, and albacore tuna from the beginning. Since 1991, southern bluefin tuna has also been targeted due to its high market value. The Korean tuna purse seine fishery began operations in 2012 and has targeted tropical tunas since then. The traditional fishing grounds of the Korean tuna longline fishery were mainly distributed in the central tropical area between 20°N and 20°S, extending south to 45°S and east to 120°E in recent years for southern bluefin tuna fishing. The number of active vessels peaked at 185 in 1975 but gradually decreased to 21 in 2009 and to 7 in 2011, before increasing again to 12–14 vessels since 2013. In recent years, there have remained about 4–5 active vessels. The catch reached its highest level at approximately 70 thousand tonnes in 1978 but has generally declined since then, averaging approximately 1.2 thousand tonnes annually during 2021–2025. Since 2012, the Korean tuna purse seine fishery has operated mainly in the central and western tropical areas. In 2025, two vessels operated and recorded a total catch of about 17.6 thousand tonnes. In 2025, Korean longline fishing activities were concentrated mainly in the southwestern Indian Ocean, particularly in the Mozambique Channel and waters west of Madagascar, while purse seine fishing activities were concentrated in the western and central tropical Indian Ocean.

2. FLEET STRUCTURE

All Korean tuna longline vessels operating in the Indian Ocean are deep-freezing tuna vessels. In 2025, their gross tonnage ranged from 500 to 1,000 tons (Table 1). The total number of vessels decreased from 185 in 1975 to seven in 2011, but has shown a slight increase since 2013. The number of active longline vessels declined sharply from ten in 2020 to five in 2021. Since then, the number has remained between four and five vessels, with five vessels operating in 2025.

In 2025, there were two Korean tuna purse seine vessels operating in the Indian Ocean (Table 1).

Table 1. Number of vessels operating in the IOTC area of competence, by gear type and size, 2021-2025

Gear type	GT	Year				
		2021	2022	2023	2024	2025
Longline	200-500	-	-	-	-	-
	500-1,000	5	5	4	4	5
Purse seine	1,000-2,000	-	-	-	-	-
	2,000-3,500	2	2	2	3	2

3. CATCH AND EFFORT

The total annual catch of the Korean tuna longline fishery increased sharply from the mid-1960s and peaked at about 70 thousand tonnes in 1978. Since then, it has decreased with large fluctuations. The decadal average catches were approximately 42 thousand tonnes in the 1970s, 31 thousand tonnes in the 1980s, 11 thousand tonnes in the 1990s, five thousand tonnes in the 2000s, and three thousand tonnes in the 2010s, respectively (Fig. 1a). In 2025, the total catch of the Korean tuna longline fishery was 1,935 tonnes, representing a 14.7% increase compared to 2024 (1,687 tonnes).

Changes in the number of active vessels closely corresponded with catch trends over the years. The number of active vessels peaked at 185 in 1975, after which it declined markedly, reaching a minimum of seven vessels during 2011–2012. The number of vessels increased slightly thereafter, ranging between 10 and 13 vessels during 2016–2020. The average annual fishing effort over the recent five years (2021–2025) was approximately 1,925 thousand hooks. During this period, longline fishing activities were distributed across the Indian Ocean, with relatively high fishing effort in the southwestern Indian Ocean. In 2025, fishing effort was mainly concentrated between approximately 15°S and 30°S and 35°E and 45°E. Limited fishing activities were also recorded in other areas, including the eastern Indian Ocean around 40°S and 100°E, where southern bluefin tuna were caught (Table 2a; Figs. 2a, 2b, 3a, and 3b). The Korean tuna purse seine fishery in the Indian Ocean commenced in 2012, targeting tropical tuna species. In 2025, two Korean tuna purse seine vessels operated mainly in the western and central tropical Indian Ocean, particularly between approximately 10°N and 5°S and

50°E and 70°E. Fishing activities were concentrated in the equatorial waters, with relatively high fishing effort observed between 55°E and 65°E. The total fishing effort in 2025 was 550 sets, and the total catch reached 17,646 tonnes, consisting mainly of skipjack, yellowfin, and bigeye tuna (Table 2b; Figs. 2a, 2b, 3a, and 3b).

Table 2a-1. Annual catch (in number) and effort of Korean tuna longline fishery by primary species in the IOTC area of competence, 2021-2025

Year	No. hooks ($\times 10^3$)	BET	YFT	SKJ	ALB	SBF	SWO	BLM	BUM	MLS	SFA	NEI	Total
2021	2,131	6,387	13,598	481	3,847	2,683	336	7	170	52	349	4,781	32,691
2022	1,667	12,626	5,158	174	3,956	1,657	375	1	129	5	35	4,231	28,347
2023	1,422	4,289	18,371	1,317	635	1,967	282	8	96	27	166	7,866	35,024
2024	2,059	3,721	34,575	876	7,238	1,515	969	56	439	131	364	5,323	55,207
2025	2,347	3,855	40,810	1,175	6,333	1,099	1,336	618	564	565	907	6,302	63,564

Table 2a-2. Annual catch (mt) and effort of Korean tuna longline fishery by primary species in the IOTC area of competence, 2021-2025

Year	No. hooks ($\times 10^3$)	BET	YFT	SKJ	ALB	SBF	SWO	BLM	BUM	MLS	SFA	NEI	Total
2021	2,131	236	402	3	80	215	17	1	14	3	7	39	1,017
2022	1,667	392	100	1	95	150	24	0	10	0	0	40	812
2023	1,422	118	385	8	14	129	10	1	5	1	3	58	731
2024	2,059	126	1,165	7	160	107	31	4	28	5	7	47	1,687
2025	2,347	180	1,270	10	140	90	56	46	47	25	17	54	1,935

Table 2b. Annual catch (in tonnes) and effort of Korean tuna purse seine fishery by primary species in the IOTC area of competence, 2021-2025

Year	NO. sets	SKJ	BET	YFT	NEI	Total
2021	683	14,326	1,566	5,806	4	21,702
2022	565	10,834	1,497	4,159	3	16,493
2023	476	7,093	1,128	4,197	0	12,418
2024	533	8,324	1,117	2,260	0	11,700
2025	550	12,625	1,473	3,548	0	17,646

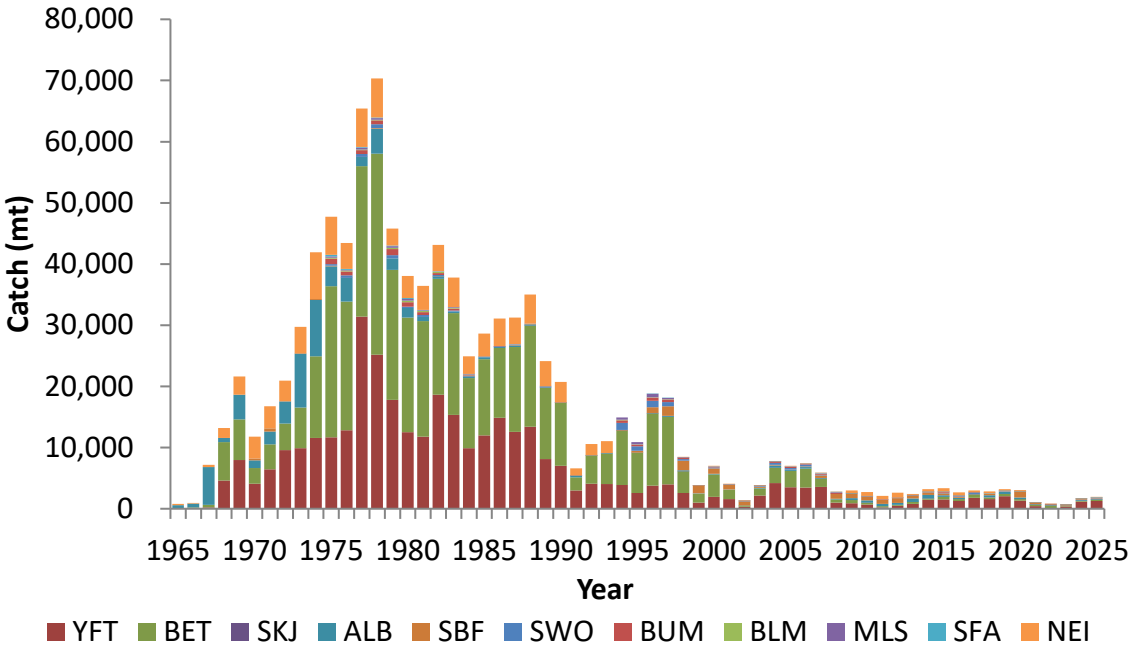

Figure 1a. Historical annual catch for Korean tuna longline fishery by primary species, for the IOTC area of competence.

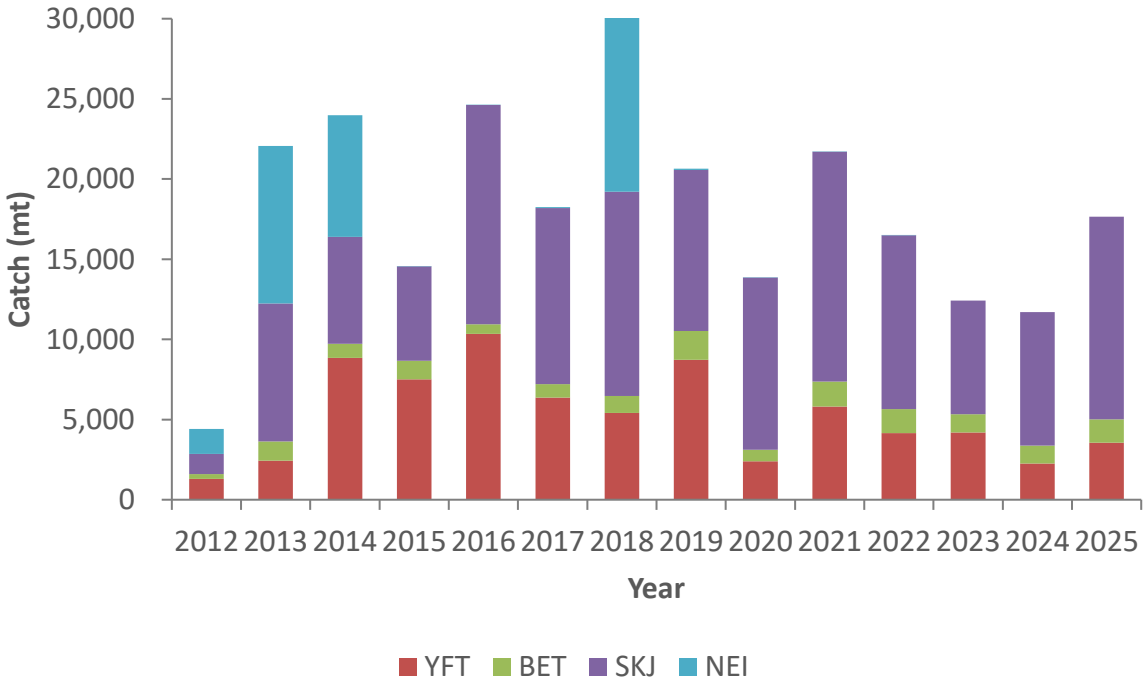

Figure 1b. Historical annual catch for Korean tuna purse seine fishery by primary species, for the IOTC area of competence.

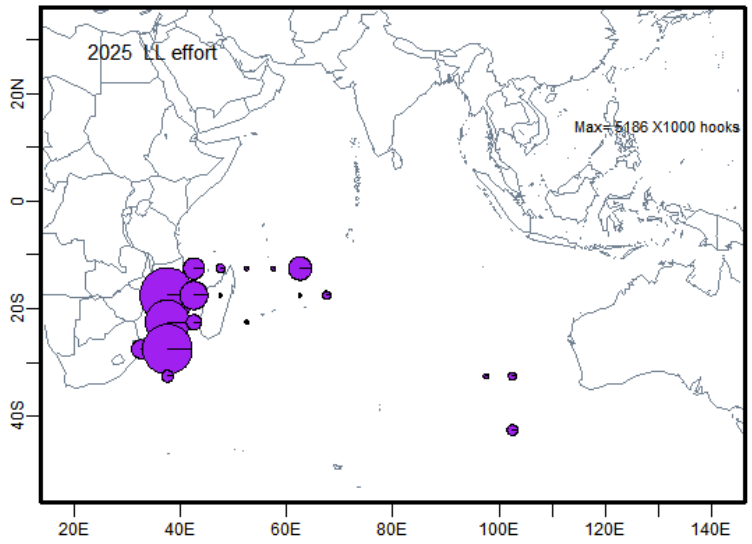

(a) Longline

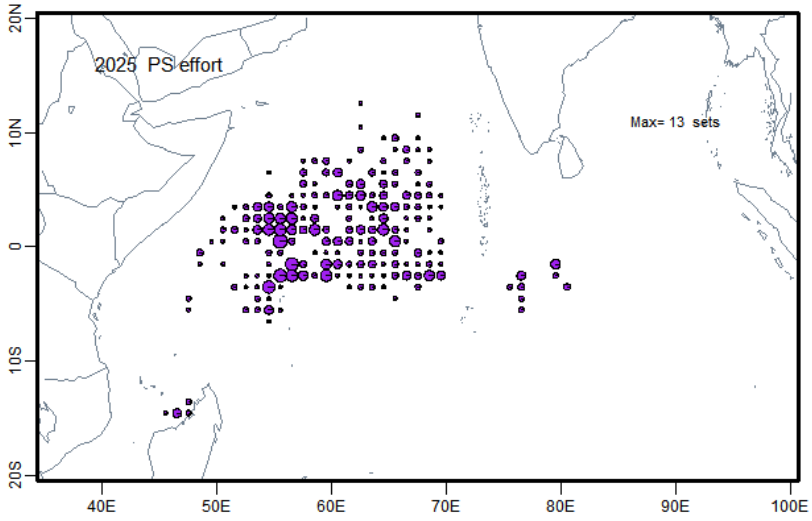

(b) Purse seine

Figure 2a. Map of the distribution of fishing effort by gear type in the IOTC area of competence, 2025.

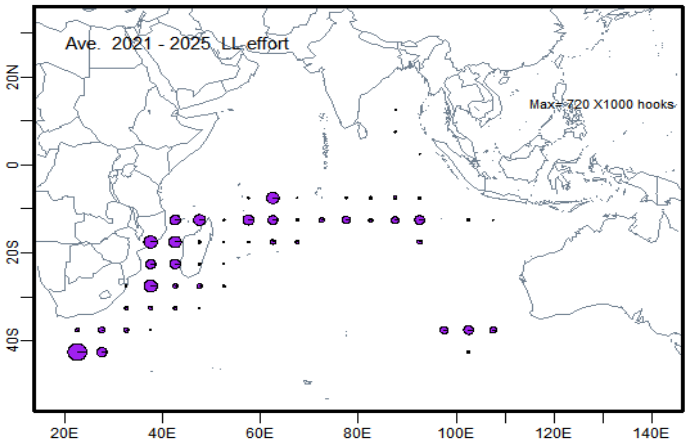

(a) Longline

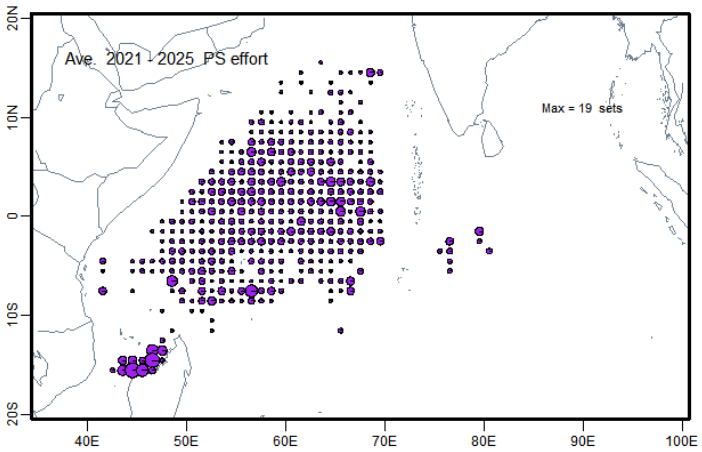

(b) Purse seine

Figure 2b. Map of the distribution of fishing effort by gear type in the IOTC area of competence for average of the 5 previous years, 2021-2025.

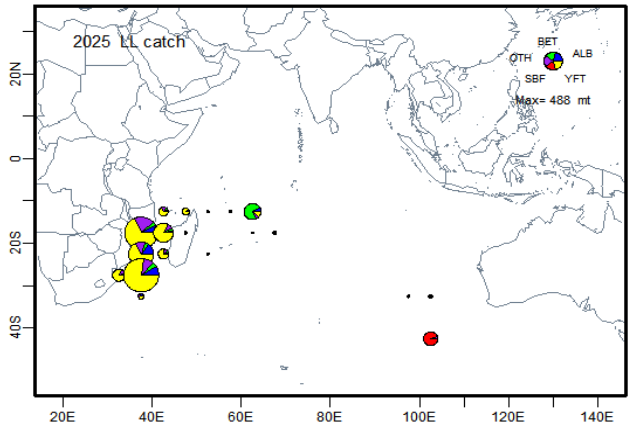

(a) Longline

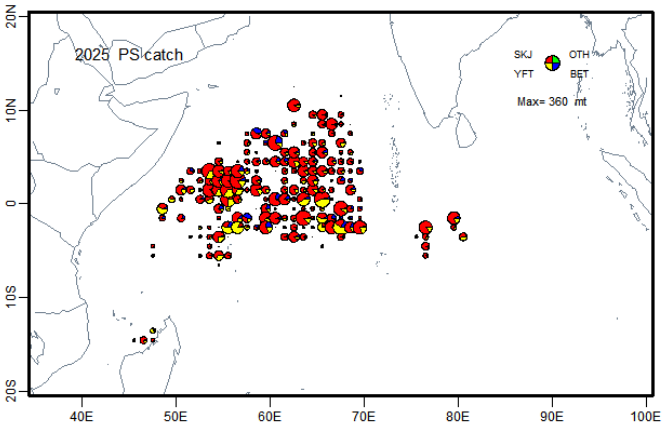

(b) Purse seine

Figure 3a. Map of distribution of catch by species for Korean tuna longline and purse seine fisheries in the IOTC area of competence, 2025.

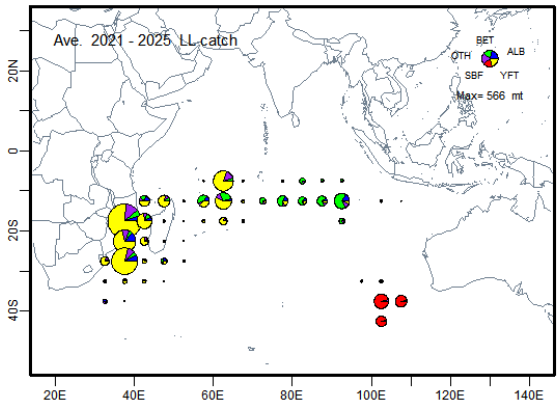

(a) Longline

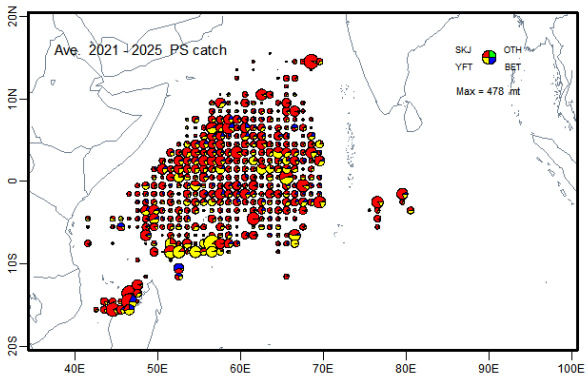

(b) Purse seine

Figure 3b. Map of distribution of catch by species for Korean tuna longline and purse seine fisheries in the IOTC area of competence for average of the 5 previous years, 2021-2025.

4. RECREATIONAL FISHERY

Korea has no recreational fishery.

5. ECOSYSTEM AND BYCATCH ISSUES

Environmental issues have been addressed with various individual laws since the 1960s. In relation to Korean national fisheries, there are the law of preservation and management of marine ecosystem (2007), the framework act on marine fishery development (2009) and the law of fisheries management (2010). In particular, with regard to Korean distant water fisheries, they comply with the measures related to ecosystem and bycatch, taken by the five tuna Regional Fisheries Management Organizations (RFMOs) to which Korea acceded, in accordance with Article 16 of the Distant Water Fisheries Development Act. And to address the increasing data collection and reporting requirement by the tuna RFMOs for ecologically related species (ERS) such as sharks, seabirds, marine turtles, etc., the Act on Fisheries Information and Data Reporting was revised in December, 2012. It includes the data recording and reporting requirements recently adopted by the tuna RFMOs regarding catch by species, discards/release (alive/dead), seabird mitigation measures used, etc.

5.1 Sharks

5.1.1. NPOA sharks

Korean National Plan of Action for the Conservation and Management of Sharks (NPOA-sharks) was developed and approved in August 2011. Statistical and biological information on sharks have been

collected through logsheet compiled from fishermen onboard and national scientific observer program (Tables 3 and 4).

5.1.2. Blue shark

All Korean fishing vessels shall record and report data of not only shark catch by species but also discard/release through Electronic Reporting System, and Korea has provided the data in full accordance with the Resolution 18/02.

Table 3. Total number and weight of sharks by species, retained by Korean tuna longline and purse seine fisheries in the IOTC area of competence for the most recent five years, 2021-2025

Fishery	Year	Retained catch by species (tonnes/inds.)							
		Blue shark	Mako sharks	Porbeagle shark	Oceanic whitetip shark	Hammerhead sharks	Thresher sharks	Others	Total
Longline	2021	0 /0	0 /0	0 /0	0 /0	0 /0	0 /0	0 /0	0 /0
	2022	0 /0	0 /0	0 /0	0 /0	0 /0	0 /0	0 /0	0 /0
	2023	0 /0	0 /0	0 /0	0 /0	0 /0	0 /0	0 /0	0 /0
	2024	0 /0	0 /0	0 /0	0 /0	0 /0	0 /0	0 /0	0 /0
	2025	0 /0	0 /0	0 /0	0 /0	0 /0	0 /0	0 /0	0 /0
Purse seine	2021	0 /0	0 /0	0 /0	0 /0	0 /0	0 /0	0 /0	0 /0
	2022	0 /0	0 /0	0 /0	0 /0	0 /0	0 /0	0 /0	0 /0
	2023	0 /0	0 /0	0 /0	0 /0	0 /0	0 /0	0 /0	0 /0
	2024	0 /0	0 /0	0 /0	0 /0	0 /0	0 /0	0 /0	0 /0
	2025	0 /0	0 /0	0 /0	0 /0	0 /0	0 /0	0 /0	0 /0

Table 4: Total number of sharks by species, released/discarded by Korean tuna longline and purse seine fisheries in the IOTC area of competence for the most recent five years, 2021-2025

Fishery	Year	Released/discarded by species									
		Blue shark	Mako sharks	Porbeagle shark	Silky shark	Oceanic whitetip shark	Hammerhead sharks	Bigeye thresher shark	Thresher sharks	Others	Total
Longline (inds.)	2021	3,746	0	0	0	0	0	0	0	0	3,746
	2022	1,434	29	0	5	1	0	4	22	19	1,514
	2023	2,066	18	0	0	0	0	0	1	26	2,111
	2024	2,879	14	0	0	0	0	0	0	0	2,893
	2025	3,387	79	0	63	10	12	0	25	5	3,581
Purse seine (tonnes)	2021	0	0	0	0	0	0	0	0	0	0
	2022	0	0	0	0	0	0	0	0	0	0
	2023	0	0	0	9	0	0	0	0	0	9
	2024	0	0	0	3	0	0	0	0	0	3
	2025	0	0	0	0	0	0	0	0	0	0

* Longline indicates the number of individuals but purse seine indicates the released/discard weight.

5.2 Seabirds

Korean National Plan of Action for Reducing Incidental Catch of Seabirds in Longline Fisheries (NPOA-seabirds) was established in January 2014. Interactions and mortality of seabirds have been collected through national scientific observer program and logsheets compiled from fishermen onboard (Table 5). Although fishermen have been encouraged to record on logsheets and report the data for seabirds, fishermen may have difficulty recording data and reporting for seabirds due to difficulty in species identification. Therefore, fishermen are encouraged to take photographs when they are unable to identify seabird species, and the National Institute of Fisheries Science (NIFS) has educated and requested fishermen to record and report the required data with great emphasis on ERS and implementation of its mitigation measures in close cooperation with the NIFS. And the NIFS has distributed the field guide for identifying seabird to fishermen and scientific observers. In 2025, four out of five vessels of Korean tuna longline fishery operated in the areas south of 25°S and the vessels used both bird-scaring lines and line weighting as seabird mitigation measures.

In 2025, a total of 49 seabird interactions were recorded by national scientific observers onboard Korean longline vessels in the Indian Ocean (Table 5). The recorded species included black-browed albatrosses, grey-headed albatrosses, wandering albatrosses, and sooty albatrosses, as well as unidentified seabirds.

5.3 Marine Turtles

Interactions and mortality of marine turtles have been collected through national scientific observer program and logsheets compiled from fishermen onboard (Table 5). The field guide for identifying marine turtle has been distributed on board to encourage fishermen to record and report the data for marine turtles, likewise the case of seabirds. And Korean fishing vessels keep the device for landing and releasing marine turtles onboard.

5.4 Other ecologically related species (e.g., cetaceans, mobulid rays, whale sharks)

Interactions and mortality of marine mammals and whale sharks have been collected through national scientific observer program and logsheets compiled from fishermen onboard (Table 5). When marine mammals and whale sharks are observed during fishing operation, fishing vessels shall stop all the operations until they have been released safely.

Table 5. Observed annual catches of species of special interest by species (seabirds, marine turtles and marine mammals) by Korean tuna longline and purse seine fisheries in the IOTC area of competence for the most recent five years, 2021-2025

(a) Seabirds

Fishery	Year	Seabirds										
		Yellow nosed albatross	Royal albatross	Black browed albatross	Buller's albatross	Cape petrel	Grey headed albatross	Southern giant albatross	Wandering albatross	Sooty albatross	Grey petrel	Unidenti-fied sp.
Longline	2021†	0	0	0	0	0	0	0	0	0	0	0
	2022	0	0	0	0	0	0	0	0	0	0	0
	2023	0	0	0	0	0	0	0	0	0	0	0
	2024	0	0	0	0	0	0	0	0	0	0	0
	2025	0	0	16	0	0	23	0	4	3	0	3

* Data were compiled by national scientific observers. However, during 2020-2021, they were not dispatched onboard due
to the COVID-19. † indicates data compiled by fishing vessels.

** No seabird was bycaught by purse seine fishery.

(b) Marine turtles

Fishery	Year	Marine turtles				
		Loggerhead turtle	Olive ridley turtle	Green turtle	Leatherback turtle	Uniden-tified sp.
Longline	2021†	0	0	0	0	0
	2022	0	0	0	0	0
	2023	0	0	0	1	0
	2024	0	0	0	1	0
	2025	0	0	0	1	0
Purse seine	2021†	0	0	0	0	0
	2022†	0	0	0	0	0
	2023	0	0	0	1	0
	2024	0	0	0	1	0
	2025	0	0	0	1	0

(c) Other ecologically related species

Fishery	Year	mobulid	Marine mammals			Whale shark
		Manta ray	Spinner dolphin	Pygmy killer whale	Uniden-tified sp.	
Longline	2021†	-	0	0	0	0
	2022	-	0	0	0	0
	2023	-	0	0	0	0
	2024	-	0	0	0	0
	2025	0	0	0	0	0
Purse seine	2021†	-	0	0	0	0
	2022†	-	0	0	0	0
	2023	-	0	0	0	0
	2024	-	0	0	0	0
	2025	0	0	0	0	0

* Data were compiled by national scientific observers and fishing vessels, of which † indicates data compiled by fishing vessels.

6. NATIONAL DATA COLLECTION AND PROCESSING SYSTEMS

6.1. Logsheet data collection and verification

The NIFS has collected the data of Korean tuna fisheries since 1971. In 2012, Korean domestic law (Distant Water Fisheries Development Act) was revised that the time for data submission was changed from within 30 days (home-based) or 60 days (foreign-based) after completion of their operations to monthly report for improving the data collection to meet the timely submission of data and to have higher quality and quantity of the data. A series of updates have been made to the logsheets including the amount of discard/release, the incorporation of ERS, implementation of the biological measurement and sampling required, seabird mitigation measures used, etc. After September 2014, the Act obliged fishers to report the catch statistics to the NIFS every week, and since 1st September 2015, the Distant Water Fisheries Development Act has obliged fishers to report the catch statistics every day to the NIFS through the Electronic Reporting System in order to manage/cross-check the data in real time.

Catch statistics of Korean fishing vessels are obtained from two sources of data reporting. The Korea Overseas Fisheries Association (KOFA) collects catch data by species and by vessels from fishery industries, and the NIFS collects logbook data from vessels filled out by captain onboard. The data collected are verified and confirmed through cross-checking between the NIFS and the KOFA. In addition, catch data are cross-checked between those of the NIFS and the National Fishery Products Quality Management Service (NFQS) prior to issuing Catch Documentation Scheme (CDS).

6.2. Observer scheme

Korean scientific observer program for distant water fisheries was started in 2002. The NIFS is responsible for implementing and developing the observer program. The qualification for becoming an observer is a college graduate whose major field is nature science or a fisheries high school graduate with at least one-year experience on board having a certificate of qualification to deck officer. Candidates for observer who have passed the paper review (including medical check) and oral interview have to take training programs for three weeks. Observer training programs include basic safety training for seafaring, operations of navigation devices, biological information training for target and non-target species and data collection method for fishing activities. During the training program they have two kinds of tests. One is the test on a technical term of fisheries and biology, and the other is the test on species identification. The person who scored above 70 in the two tests and attended 100% of the course timetable can be qualified and deployed on board as a scientific observer. At present, Korea has 67 persons being able to be deployed onboard as an active scientific observer.

In order to implement the observer program, scientific observers collected data which are required by the IOTC scientific observer program standards. The data collected were vessel and gear characteristics, setting and catch (retained/discarded) details, ERS interaction, biological information, sighting of marine mammals, etc. The biological measurements were conducted on all species, if possible.

During 2020–2021, Korea did not deploy national scientific observers on longline vessels operating in the Indian Ocean due to the global spread of COVID-19. Since 2022, one national scientific observer has been deployed annually on longline vessels, with observer coverage estimated at 8.5% in 2025 (Fig. 4). Regarding the purse seine fishery, regional scientific observers were deployed onboard vessels (Table 6).

Table 6. Annual observer coverage (%) by Korean tuna longline and purse seine fisheries for the most recent five years, 2021-2025

Fishery	2021**	2022	2023	2024	2025
Longline	-	9.8	8.1	5.6	8.5
Purse seine*	-	-	-	-	-

* It does not include the coverage implemented by regional observer programs.

** National observers for longline fishery were not dispatched onboard due to the COVID-19.

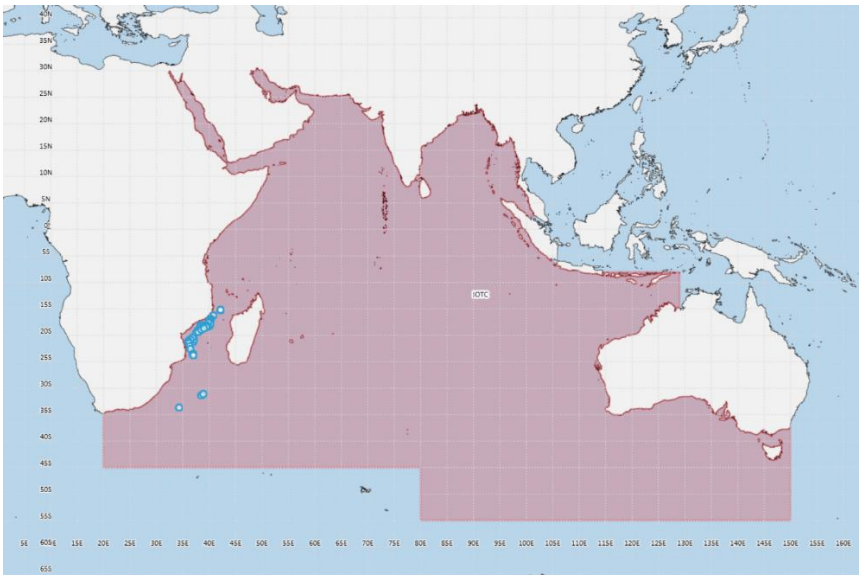

Figure 4. Map showing the spatial distribution of observer coverage by Korean tuna longline fishery in 2025.

6.3. Port sampling programme

Korea did not conduct any port sampling program within the IOTC Convention Area in 2025.

6.4. Actions taken to monitor catches & manage fisheries for Striped Marlin, Black Marlin, Blue Marlin and Indo-pacific Sailfish

All Korean fishing vessels shall record and report data of the billfishes that they retain onboard and discard/release, and Korea has provided all the data in full accordance with the Resolution 18/05.

6.5. Gillnet observer coverage and monitoring

Korea has no gillnet fishing vessels within the IOTC Convention Area.

6.6. Sampling plans for mobulid rays

No specific sampling plan for mobulid rays has been established. No interactions with mobulid rays were recorded in the national observer data for Korean longline and purse seine fisheries in the IOTC area of competence in 2025 (Table 5).

6.7. Electronic Monitoring Standards

Korea operates Vessel Monitoring System (VMS) program to comply with the requirement of the RFMO's VMS. All Korean flagged fishing vessels and carrier vessels are equipped with VMS and have implemented in compliance with the IOTC Resolution 15/03 and the Korean Act of the Distant Water Fisheries Development (2008). And Korea established the Fisheries Monitoring Center (FMC) in March 2014 to monitor/manage the VMS data so that the data are cross-checked with fishing position from logbook.

7. NATIONAL RESEARCH PROGRAMS

No national research programs related to fisheries under the competence of the IOTC were conducted in 2025.

8. IMPLEMENTATION OF SCIENTIFIC COMMITTEE RECOMMENDATIONS AND RESOLUTIONS OF THE IOTC RELEVANT TO THE SC

Table 9. Scientific requirements contained in Resolutions of the Commission, adopted between 2012 and 2024

Res. No.	Resolution	Scientific requirement	CPC progress
12/04	On the conservation of marine turtles	Paragraphs 3, 4, 6–10	Data and interaction on marine turtles are collected through observer programs and logsheets. Study on use of circle hook was conducted in the Pacific Ocean in 2006. The NIFS conducts education for conservation of marine turtles to the fishermen, and fishing vessels carry the device for handling and releasing marine turtles onboard.
12/09	On the conservation of thresher sharks (family alopiidae) caught in association with fisheries in the IOTC area of competence	Paragraphs 4–8	Thresher sharks are prohibited to retain onboard Korean longline vessels. If bycatch occurred, fishermen shall cut the line, promptly release unharmed them with proper handling and record the interaction on logbook.
13/04	On the conservation of cetaceans	Paragraphs 7– 9	Korea collects information on interactions with cetaceans through fishing logsheets and the national scientific observer program. Korean fishing vessels are required to suspend fishing operations when cetaceans are encountered until the animals can be safely released.
13/05	On the conservation of whale sharks (*Rhincodon typus*)	Paragraphs 7– 9	Korea collects information on interactions with whale sharks through fishing logsheets and the national scientific observer program. Korean fishing vessels are required to suspend fishing operations when whale sharks are encountered until the animals can be safely released.
13/06	On a scientific and management framework on the conservation of shark species caught in association with IOTC managed fisheries	Paragraph 5–6	Fishermen shall record and report the incidental catch with interaction information in accordance with IOTC logsheets template.
15/01	On the recording of catch and effort by fishing vessels in the IOTC area of competence	Paragraphs 1–10	Fishermen shall record catch and effort data on logbook and keep it onboard. And they shall daily report logbook data, in accordance with IOTC logbook template, to the NIFS, Korea. Korea has submitted the official logbook template used in Korean vessel and catch and effort data on an aggregated basis to the Secretariat.
15/02	Mandatory statistical reporting requirements for IOTC Contracting Parties and Cooperating Non-Contracting Parties (CPCs)	Paragraphs 1–7	All Korean fishing vessels shall record and report the data to government on daily basis, and measure biological information on at least1 fish per a ton of catch.
17/05	On the conservation of sharks caught in association with fisheries managed by IOTC	Paragraphs 6, 9, 11	Korea has collected shark catch by species, and provided the data in time.
18/02	On management measures for the conservation of blue shark caught in association with IOTC fisheries	Paragraphs 2-5	All Korean fishing vessels shall record and report data of shark catch by species, and Korea has provided the data in full accordance with the Resolution.
18/05	On management measures for the conservation of the Billfishes: Striped marlin, black marlin, blue marlin and Indo-Pacific sailfish	Paragraphs 7 – 11	All Korean fishing vessels shall record and report data of the billfishes that they catch, and Korea has provided the data in full accordance with the Resolution.
18/07	On measures applicable in case of non-fulfilment of reporting obligations in the IOTC	Paragraphs 1, 4	Korea has collected and provided the data described in the paragraphs.
19/01	On an Interim Plan for Rebuilding the Indian Ocean Yellowfin Tuna Stock in the IOTC Area of Competence (*If not provided under Res 21/01 below*)	Paragraph 22	Korea has no gillnet fishing vessels within the IOTC Convention Area.
19/03	On the Conservation of Mobulid Rays Caught in Association with Fisheries in the IOTC Area of Competence	Paragraph 11	No interactions with mobulid rays were recorded in the national observer data for Korean longline and purse seine fisheries in the IOTC area of competence in 2025. Korea continues to monitor incidental interactions with

Res. No.	Resolution	Scientific requirement	CPC progress
			mobulid rays through the national scientific observer program.
21/01	On an Interim Plan for Rebuilding the Indian Ocean Yellowfin Tuna Stock in the IOTC Area of Competence (*If not provided under Res 19/01 above*)	Paragraph 23	Korea has no gillnet fishing vessels within the IOTC Convention Area.
23/07	On reducing the incidental bycatch of seabirds in longline fisheries.	Paragraphs 3–7	Korea established its National Plan of Action for Reducing Incidental Catch of Seabirds in Longline Fisheries (NPOA-Seabirds) in January 2014. Seabird interactions and mitigation measures are monitored through fishing logsheets and the national scientific observer program. Bird-scaring lines and line weighting were reported as seabird mitigation measures for Korean longline vessels operating south of 25°S in 2025. In addition, the NIFS provides training and species identification guides to improve the recording and reporting of seabird interactions.
23/08	On electronic monitoring standards for IOTC fisheries	Paragraphs 3c	Korea is currently developing an Electronic Monitoring System (EMS) to meet the minimum data requirements of the IOTC Regional Observer Scheme (ROS). Korea plans to implement its own domestically developed EMS and provide relevant information to the IOTC in the future.
25/06	On a regional observer scheme	Paragraph 12	Korea reports annually the number of vessels monitored, observer coverage with its trip report.

9. LITERATURE CITED

Kim, Z.G., S.I. Lee, D.Y. Moon and D.W. Lee. 2011. Catch and effort by Korean flagged fleet. IOTC-2011-WPTmT03-12.

Kim, Z.G., S.I. Lee, D.Y. Moon and D.W. Lee. 2011. Review of yellowfin tuna catch by Korean longline fleet in the Indian Ocean. IOTC-2011-WPTT13-51.

Kim, Z.G., S.I. Lee, D.Y. Moon and D.W. Lee. 2011. Review of bigeye tuna catch by Korean longline fleet in the Indian Ocean. IOTC-2011-WPTT13-59.

Kim, Z.G., S.I. Lee, S.C. Yoon, M.K. Lee, J.E. Ku and D.W. Lee. 2012. Review of catch and effort for albacore tuna by Korean longline fishery in the Indian Ocean. IOTC-2012-WPTmT04-15.

Lee, K., S.I. Lee and D.N. Kim. 2018. Fluid Dynamics Analysis of Fish Aggregation Device using Particle Image Velocimetry. IOTC-2018-WPTT20-24.

Lee, S.I., D.N. Kim and S.D. Hoyle. 2018. CPUE standardization of yellowfin tuna caught by Korean tuna longline fishery in the Indian Ocean, 1977-2017. IOTC-2018-WPTT20-39.

Lee, S.I., D.N. Kim and S.D. Hoyle. 2019. CPUE standardization of bigeye and yellowfin tuna caught by Korean tuna longline fishery in the Indian Ocean. IOTC-2019-WPTT21-29_Rev1.

Lee, S.I., Z.G. Kim and T. Nishida. 2011. Bigeye tuna CPUE standardization of the Korean tuna longline fisheries in the Indian Ocean (1977-2009). IOTC-2011-WPTT13-38.

Lee, S.I., Z.G. Kim, T. Nishida and M.K. Lee. 2012. Standardization of albacore catch rates of Korean tuna longline fisheries in the Indian Ocean (1986-2010). IOTC-2012-WPTmT04-17.

Lee, S.I., Z.G. Kim, M.K. Lee, D.W. Lee and T. Nishida. 2012. CPUE standardization for bigeye tuna caught by Korean tuna longline fisheries in the Indian Ocean (1978-2011). IOTC-2012-WPTT14-25.

Lee, S.I., Z.G. Kim, M.K. Lee, D.W. Lee and T. Nishida. 2012. CPUE standardization for yellowfin tuna caught by Korean tuna longline fisheries in the Indian Ocean (1978-2011). IOTC-2012-WPTT14-34.

Lee, S.I., Z.G. Kim, M.K. Lee, D.W. Lee and T. Nishida. 2013. CPUE standardization for bigeye tuna caught by Korean tuna longline fisheries in the Indian Ocean (1977-2012). IOTC-2013-WPTT15-24.

Lee, S.I. Z.G. Kim, M.K. Lee, D.W. Lee and T. Nishida. 2013. Stock assessment on yellowfin tuna (*Thunnus albacores*) in the Indian Ocean by ASPIC and comparison to MULTIFAN-CL and ASPM. IOTC-2013-WPTT15-39.

Lee, S.I., Z.G. Kim, J.E. Ku, M.K. Lee, H.W. Park, S.C. Yoon and D.W. Lee. 2014. Review of catch and effort for albacore tuna by Korean tuna longline fishery in the Indian Ocean (1965-2013). IOTC-2014-WPTmT05-17 Rev_1.

Lee, S.I., Z.G. Kim, M.K. Lee, J.E. Ku and D.W. Lee. 2014. CPUE standardization of albacore tuna caught by Korean tuna longline fishery in the Indian Ocean. IOTC-2014-WPTmT05-20 Rev_1.

Lee, S.I., Z.G. Kim, M.K. Lee, J.E. Ku, H.W. Park and D.W. Lee. 2014. CPUE standardization of bigeye tuna caught by Korean tuna longline fishery in the Indian Ocean. IOTC–2014–WPTT16–30.

Lee, S.I., Z.G. Kim, M.K. Lee, S.C. Yoon, Y.K. Jeong and D.W. Lee. 2014. CPUE standardization of yellowfin tuna caught by Korean tuna longline fishery in the Indian Ocean. IOTC–2014–WPTT16–49.

Tamini, L., R.M. Wanless, O. Yates, G.C. Choi, Z.G. Kim, S.I. Lee and B.J. Sullivan. 2013. Outcomes of at-sea trials into different line-weighting options for Korean tuna longline vessels. IOTC-2013-SC16-10 Rev_1.

Kitakado, T., K. Satoh, T. Matsumoto, H. Yokoi, K. Okamoto, S.I. Lee, M.K. Lee, J.H. Lim, S.P. Wang, N.J. Su, W.P. Tsai and S.T. Chang. 2020. Plan of trilateral collaborative study among Japan, Korea and Taiwan for producing joint abundance index with longline fisheries data for the tropical tuna species in the Indian Ocean. IOTC-2020-SC22(AS)-09.

Kitakado, T., S.P. Wang, K. Satoh, S.I. Lee, W.P. Tsai, T. Matsumoto, H. Yokoi, K. Okamoto, M.K. Lee, J.H. Lim, Y.J. Kwon, N.J. Su, S.T. Chang and F.C. Chang. 2021. Report of trilateral collaborative study among Japan, Korea and Taiwan for producing joint abundance indices for the yellowfin tunas in the Indian Ocean using longline fisheries data up to 2019. IOTC-2021-WPTT23(DP)-14.

Kitakado, T., S.P. Wang, K. Satoh, S.I. Lee, W.P. Tsai, T. Matsumoto, H. Yokoi, K. Okamoto, M.K. Lee, J.H. Lim, Y.J. Kwon, N.J. Su, S.T. Chang and F.C. Chang. 2021. Updated report of trilateral collaborative study among Japan, Korea and Taiwan for producing joint abundance indices for the yellowfin tunas in the Indian Ocean using longline fisheries data up to 2020. IOTC-2021-WPTT23-11.

Matsumoto, T., K. Satoh, W.P. Tsai, S.P. Wang, J.H. Lim, H. Park and S.I Lee. 2024. Joint longline CPUE for yellowfin tuna in the Indian Ocean by the Japanese, Korean and Taiwanese longline fishery. IOTC-2024-WPTT26(DP)-14.

Lim, J.H., T. Matsumoto, S.I. Lee, S.P. Wang, K. Satoh, H. Park, W.P. Tsai, N.J. Su, S.T. Chang and F.C. Chang. 2024. Update of joint CPUE indices for the bigeye tuna in the Indian Ocean based on Japanese, Korean and Taiwanese longline fisheries data up to 2023. IOTC-2024-WPTT26(DP)-15.